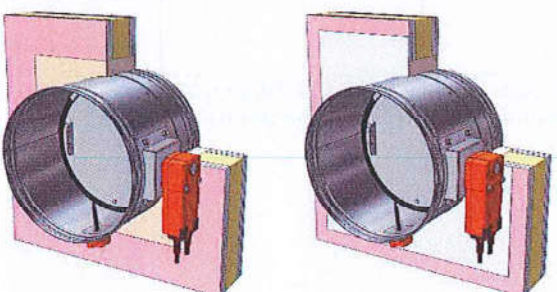


DECLARATION OF PERFORMANCE NR 003-05-CPR-2015

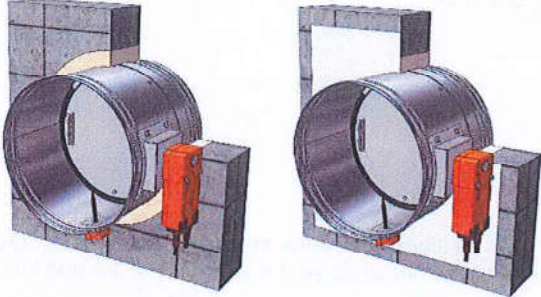
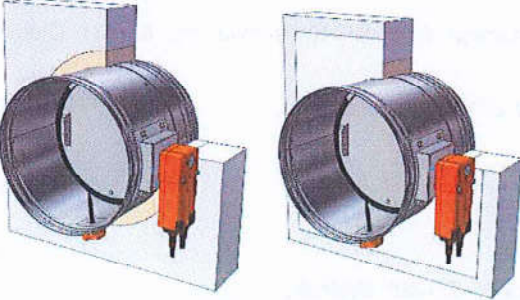

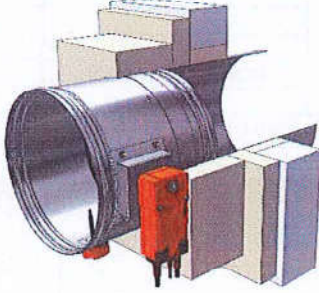
1. **Product name:**
Fire dampers type mcr FID PRO.
2. **Type, batch or serial No.:**
A unique serial No. of each damper is provided on the label.
3. **Intended use and scope of application of the product:**
Fire dampers type mcr FID PRO are designed to be used in comfort (general) ventilation systems at places where these systems pass through space dividing elements of certain fire resistance class. The dampers are to prevent the spread of fire and smoke via ventilation systems.
4. **Manufacturer:**
„MERCOR” S.A., ul. Grzegorza z Sanoka 2, 80-408 Gdańsk, Production Site, Ul. Kwarцова 3a, 83-031 Ciepłowo and 380-470 and 48-593.
5. **System of assessment and verification of constancy of performance of the product:**
System 1
6. **Construction product covered by the harmonised standard:**
PN-EN 15650:2010 (EN 15650:2010)
7. **Notified body name and No., certificate of conformity No.:**
Notified Body No. 2434, Centrum Techniki Okrętowej S.A, ul. Szczecińska 65, 80-392 Gdańsk.
Certificate of Constancy of Performance: 2434-CPR-0009
8. **Declared performance:**

Essential characteristics	EN 15650	Performance		Result
Nominal activation conditions/sensitivity	4.2.1.2	According ISO 10294-4: 2001, section 4.2 According ISO 10294-4: 2001, section 4.2		Pass
Sensing element response temperature	4.2.1.2.2.			Pass
Sensing element load bearing capacity	4.2.1.2.3			Pass
Response time/ Closure time	4.2.1.3	<2 minutes		Pass
Operational reliability Cycling	4.3.1. a)	C50		Pass
Fire resistance – integrity	4.1.1 a)	E120	E60	Pass
Fire resistance – insulation	4.1.1 b)	I120	I60	Pass
Fire resistance – smoke leakage	4.1.1 c)	S120	S60	Pass
Durability of operational reliability	4.3.3.2	C10.000	-	Pass
Horizontal / vertical axis of rotation	4.3.3.2	Yes	-	Pass
Fire resistance classification	4.3.2	EI 120 (v _e h ₀ i↔o) S	EI 60 (v _e h ₀ i↔o) S	Pass
Fire resistance classification	4.3.2	EI 180 (h ₀ l↔o) S	-	Pass
Size range		round damper, dimensions: from DIA100 to DIA315 [mm]		

Installation	Type of partition	Installation type	Partition thickness
	lightweight walls/shafts made of boards	Using mortar or mineral wool	min. 125mm

Systemy zabezpieczeń przeciwpożarowych
Fire protection systems

„MERCOR” S.A.
ul. Grzegorza z Sanoka 2, 80-408 GDAŃSK, Polska
tel. (+48 58) 341 42 45, fax (+48 58) 341 39 85
e-mail: mercor@mercort.com.pl
www.mercort.com.pl

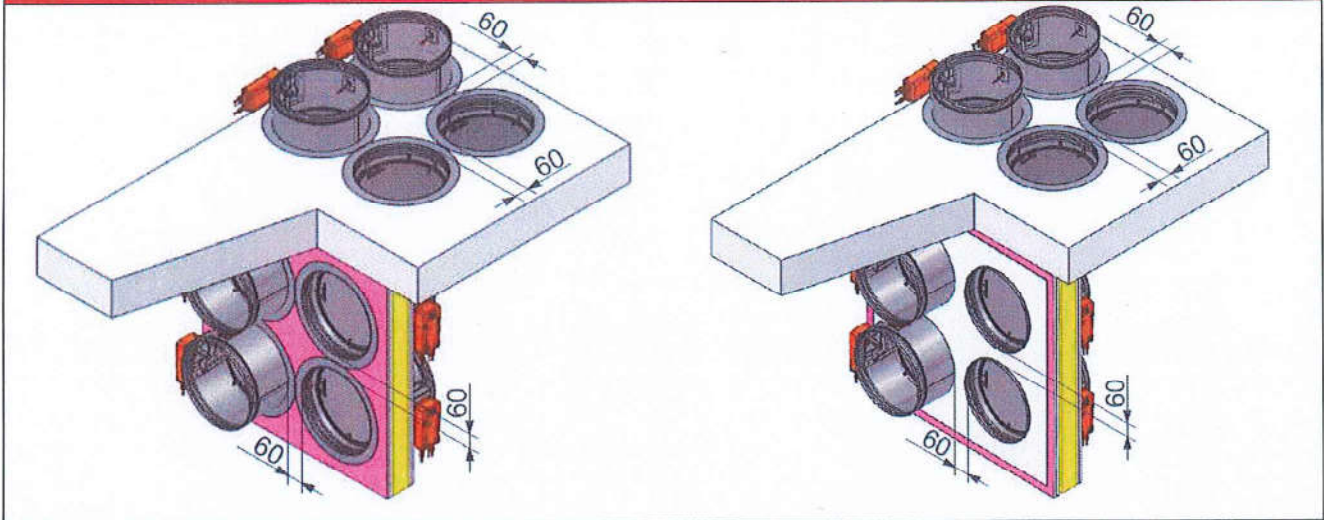
Installation	Type of partition	Installation type	Partition thickness
	Solid walls/shafts made of concrete blocks, hollow masonry units	Using mortar or mineral wool	min. 125mm
	Solid walls/shafts	Using mortar or mineral wool	min. 125mm
	Solid ceiling	Using mortar	min. 150mm
	Outside the vertical partitions mentioned above	Using fire protective board system, providing fire resistance is not less than the resistance of wall	min. 125mm

The damper assembly in mineral wool and outside the building partition is possible for the EIS120 damper. Mounting details included in the device's OMM. The damper assembly is possible with the release and control mechanisms given in the table below.



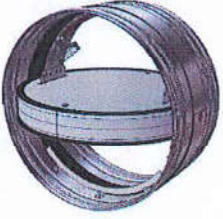
Systemy zabezpieczeń przeciwpożarowych
Fire protection systems

„MERCOR” S.A.
 ul. Grzegorza z Sanoka 2, 80-408 GDAŃSK, Polska
 tel. (+48 58) 341 42 45, fax (+48 58) 341 39 85
 e-mail: mercor@mercor.com.pl
 www.mercor.com.pl

The minimum distance between the dampers installed in separate ducts



Release and control mechanisms

	<p>Actuators type: BFL...-T (-ST), the voltage 24V i 230V, EXBF24-T, BF24TL-T-ST, BF24TL-TN-ST MLF 230 T1 and MLF 24 T1</p>
	<p>RST/KW1/S with an electromagnetic release device ensuring remote response comfort</p>
	<p>Release and control mechanisms type RST,</p>

The performance of the product identified above is in conformity with the set of declared performance/s. This declaration of performance is issued, in accordance with Regulation (EU) No 305/2011, under the sole responsibility of the manufacturer identified above.

Gdańsk, 09.09.2020


 Tomasz Kobyliński
 TOWARZYSTWO ZAKŁADU PRODUKCJI
 SYSTEMÓW WENTYLACJI POŻAROWEJ

Rev. 12

3/3