

UL-EU CERTIFICATE

Certificate No.
UL-EU-00771-EN

Issue date
2015-04-19

Issue No.
10

Re-Issue date
2026-05-27

Expiry date
2035-03-03



4705

This is to acknowledge that:
FSi Limited

Address:
Westminster Industrial Estate
Tamworth Rd
Measham
DE12 7DS
United Kingdom

Has had the product:
Stopseal 50 Coated Batt / Stopseal 60 Coated Board / Stopseal Batt

evaluated and meets the requirements of the standard(s):

EAD 350454-00-1104, September 2017
EN 13501-2: 2023
EN 13501-3: 2025

Places of production:
A/008 & S/001

Authorised Signatory:

A handwritten signature in blue ink, appearing to read 'Chris Johnson'.

Chris Johnson
Issued by UL International (UK) Ltd

This is to certify that representative samples of the Certified Product listed above have been investigated by Underwriters Laboratories to the Standard(s) indicated on this Certificate, in accordance with the UL Global Services Agreement and the UL-EU Mark Service Terms and Conditions ("Agreement"). The Certificate Holder is entitled to use the UL-EU Mark for the Certified Product listed on the certificate and manufactured at the production site(s) listed, in accordance with the terms of the Agreement. Only those products bearing the UL-EU Mark for Europe should be considered as being covered by UL's UL-EU Mark Service. This Certificate shall remain valid through the Expiration date, unless a Standard identified on this Certificate is amended or withdrawn prior to that date or there is a non-compliance with the Agreement.



Appendix UL-EU CERTIFICATE UL-EU-00771-EN

This certificate relates to the use of Stopseal 50 Coated Board / Stopseal 60 Coated Board / Stopseal Batt for fire stopping where services penetrate floors and walls. The detailed scope is given in pages 8 to 162 and Annexes A & B of this Certificate. This shows the thickness and acceptable dimensions, substrates and orientations required to provide fire resistance periods of up to 120 minutes (EI 120).

The product is certificated on the basis of:

- i) Inspection and surveillance of factory production control by UL
- ii) Fire resistance test data in accordance with EN 1366-3: 2009 & EN 1366-1: 1999
- iii) Classification in accordance with EN 13501-2: 2023 & EN 13501-3: 2025
- iv) Assessment report in accordance with EN 15725: 2010
- v) Durability and Serviceability as defined in EAD 350454-00-1104, September 2017

The durability class of Stopseal 50 Coated Board / Stopseal 60 Coated Board / Stopseal Batt is Z₁ - intended for use at internal conditions with high humidity equal to or higher than 85% RH excluding temperatures below 0°C, without exposure to rain or UV.

VOC test report – Indoor Air Comfort GOLD® referenced – Eurofins 392-2017-00008801_A_EN, is also available.

Fire resisting & smoke extraction ducts penetrating the Stopseal Coated board shall be classified (EN13501-3/4) for the required performance period, in addition to the details given on page 163.

The term “Flexible Walls” covers both plasterboard walls and Promat DURASTEEL® walls. Where penetrations pass through Promat DURASTEEL® walls the aperture must be “letterboxed” out with the same sized channel as used for the main support frame. In addition, where the installed STOPSEAL® BATT is thinner than the overall thickness of the wall, the reveals must be lined with the same number of Promat DURASTEEL® layers that are over the main supporting frame.

The term “Sandwich Panel Walls” covers walls constructed from panels comprising a stonewool core bonded to steel facings on both sides e.g. Euroclad Firemaster Extra. The minimum requirements for the wall are as follows:

- Classified for at least the same period as required for the penetration seal
- Minimum thickness 100 mm for EI 60 classification and 150 mm for EI 120 classification
- Steel facings of minimum 0.5mm thickness
- Stone wool core of minimum density 115 kg/m³
- For double batt system minimum 30 x 30 mm steel angles shall be screw fixed to line the aperture to both faces. The boards shall be fitted flush to both faces
- For pattress fixed systems, the minimum overlap is 100 mm to all edges and maximum fixing centres of 150 mm

The product can be installed into the openings of cellular beams when the configuration of the FSi Stopseal Batt penetration sealing system is as specified in this document and installed in a similar manner to that of the tested assemblies contained in this Certificate, in accordance with the manufacturer’s instructions, by competent installers. The cellular beams will be protected by the Promat Vermiculux® -s board system and the apertures lined with 25 mm Vermiculux® -s board, being classified to EN 13501-2 for at least the same period of performance as required of the penetration seal.

Solutions given in pages 78 to 134 for FSi Stopseal 50 Coated Batt/Stopseal 60 Coated Board/Stopseal Batt penetration sealing systems within 70, 75 & 100 mm thick flexible walls, can be used in shaftwalls, in accordance with the following normative requirements:

Appendix UL-EU CERTIFICATE UL-EU-00771-EN

- 1) The Stopseal 50 Coated Batt/Stopseal 60 Coated Board/Stopseal Batt penetration sealing systems shall be installed in accordance with the manufacturer's instructions, by competent installers, as described in pages 78-130 of this certificate.
- 2) Only seals specified and classified for installation into 'flexible walls' (gypsum drywall) in pages 78-130 of this certificate are considered in this assessment. Seals specified and classified for installation into 'rigid walls' (masonry/concrete) in this certificate are outside of the scope of this assessment
- 3) The shaftwall shall be classified in accordance with EN 13501-2 for at least the required performance of the penetration seal and appropriately designed for the inclusion of apertures/penetration seals.
- 4) The shaftwall shall be tested in accordance with EN 1364-1 and demonstrate a maximum deflection (within the desired classification period) of less than 100 mm.
- 5) The integrity and insulation performance of the Stopseal 50 Coated Batt/Stopseal 60 Coated Board/Stopseal Batt penetration sealing systems will be limited to either the classifications given in pages 78-130 of this certificate, or the shaftwall supporting construction into which it is installed, whichever is lower.
- 6) The Stopseal 50 Coated Batt/Stopseal 60 Coated Board/Stopseal Batt penetration seal configurations detailed in this certificate cover a range of service penetrations, including electrical cables and conduits, cable trunking, plastic pipes, and insulated metallic pipes, as specified on pages 78-130.
- 7) The shaftwall system shall be adapted to permit an equivalent installation of Stopseal 50 Coated Batt/Stopseal 60 Coated Board/Stopseal Batt penetration sealing systems as in a flexible wall, where the aperture is lined with gypsum plasterboard type F in accordance with EN 520, and the galvanised steel head and base channels, in accordance with EN 14195, forming the partition framework should also be used to line the aperture created for the installation of the Stopseal 50 Coated Batt/Stopseal 60 Coated Board/Stopseal Batt penetration sealing system. The galvanised steel head and base channels typically range from 0.5mm to 3mm thick, as used in flexible partition walls.

According to EN 1366-3: 2021+A1: 2024, Clause H.4.1.8.6.2, the following end uses are envisaged* based upon the tested pipe end configuration.

Pipe material	Tested pipe end	Envisaged use scenario
Metal	C/U or C/C	Closed pipe systems (e.g. systems under pressure)
	U/U, U/C or C/U	Ventilated pipe systems (e.g. sewage pipes) and for closed pipe systems
Plastic	U/U or C/U	Ventilated pipe systems and for closed pipe systems
	U/U	Ventilated pipe systems, for rainwater systems and for closed pipe systems

* In the case where a national prescription is in conflict with the content of the table above, the national prescriptions prevail.



Appendix UL-EU CERTIFICATE UL-EU-00771-EN

Product-type: Coated board		Intended use: Penetration Seal	
Basic requirement for construction work	Basic Requirement	Basic requirement for construction work	
BWR 1 Mechanical resistance and stability			
-	None	-	
BWR 2 Safety in case of fire			
EN 13501-1	Reaction to fire	Class E	
EN 13501-2	Resistance to fire	See pages 8 to 162, Annexes A & B	
EN 13501-3	Resistance to fire	See page 163	
BWR 3 Hygiene, health and the environment			
EN 1026:2000	Air permeability (material property)	See page 5	
EAD 350454-00-1104, Annex C	Water permeability (material property)	No performance determined	
Declaration of manufacturer	Content, emission and/or release of dangerous substances	Declaration of manufacturer	
BWR 4 Safety and accessibility in use			
EOTA TR 001:2003	Mechanical resistance and stability	No performance determined	
EOTA TR 001:2003	Resistance to impact/movement	No performance determined	
EOTA TR 001:2003 ISO 11600	Adhesion	No performance determined	
EOTA TR024	Durability and serviceability	Z ₁	
BWR 5 Protection against noise			
EN 10140-2/ EN ISO 717-1	Airborne sound insulation	R _w (C;C _{tr})= 24(-2;-3) and See pages 5&6	
BWR 6 Energy economy and heat retention			
EN 12664, EN 12667 or EN 12939	Thermal properties	No performance determined	
EN ISO 12572 EN 12086	Water vapour permeability	No performance determined	
BWR 7 Sustainable use of natural resources			
-	-	No performance determined	



Appendix UL-EU CERTIFICATE UL-EU-00771-EN

Stopseal 50 Coated Board: Air Permeability according to EN 1026				
Pressure (Pa)	Results under positive chamber pressure		Results under negative chamber pressure	
	Leakage (m ³ /h)	Leakage (m ³ /m ² / h)	Leakage (m ³ /h)	Leakage (m ³ /m ² / h)
50	0.6	0.8	1.1	1.5
100	1.0	1.4	1.3	1.8
150	2.8	3.9	1.5	2.1
200	3.8	5.3	1.9	2.6
250	4.5	6.3	2.0	2.8
300	5.0	6.9	2.4	3.3
450	5.1	7.1	1.9	2.6
600	6.7	9.3	2.2	3.1



Appendix UL-EU CERTIFICATE UL-EU-00771-EN

Stopseal 50 Coated Board: Acoustic performance according to EN ISO 10140-2:2010		
Configuration	$R_w(C; C_{tr})$ Specimen only, 1m ²	D_{new} Partition & Specimen, 14.2m ²
<p>50mm - 140kg DENSITY STONE WOOL</p> <p>STOPSEAL COATING 1mm WTF (0.7mm DFT)</p> <p>100mm</p>	<p>27 (0; -2)</p> <p>Sound reduction index, R, in dB</p> <p>Frequency, f, Hz</p>	<p>37 (0; -2)</p>
<p>STOPSEAL BATT 50mm - 140kg DENSITY STONE WOOL COATED ON OUTER FACES</p> <p>50mm - 80kg DENSITY STONE WOOL</p> <p>STOPSEAL COATING 1mm WTF (0.7mm DFT)</p> <p>150mm</p>	<p>48 (-3; 16)</p> <p>Sound reduction index, R, in dB</p> <p>Frequency, f, Hz</p>	<p>58 (-3; 16)</p>

Appendix UL-EU CERTIFICATE UL-EU-00771-EN

Stopseal 50 Coated Board: Acoustic performance according to EN ISO 10140-2:2010		
Configuration	$R_w(C; C_{tr})$ Specimen only, 1m ²	D_{new} Partition & Specimen, 14.2m ²
<p>STOPSEAL BATT 50mm - 140kg DENSITY STONE WOOL COATED TWO FACES</p> <p>STOPSEAL COATING 10mm WTF (0.7mm BFT)</p>	<p>24 (-2; -3)</p>	<p>35 (-2; -4)</p>
<p>STOPSEAL BATT 50mm - 140kg DENSITY STONE WOOL COATED OUTER FACES</p> <p>STOPSEAL COATING 10mm WTF (0.7mm BFT)</p> <p>100mm</p>	<p>41 (-2; -7)</p>	<p>51 (-2; -7)</p>

Appendix UL-EU CERTIFICATE UL-EU-00771-EN

Rigid Walls Minimum Thickness 70mm

Single Layer Pattress Stopseal Fire Batt 50mm, Electrical Cables

Max Aperture 730mm Wide x 1200mm High	
	<p>Key</p> <ol style="list-style-type: none"> 1. <u>Supporting Construction</u> 2. <u>Pyrocoustic Sealant</u> 3. <u>Stopseal Batt</u> 4. <u>Service Penetration</u>
Service(s)	Classification
500mm wide x 60mm deep steel cable basket containing 3 x type 'B' cable and 20 x bundle of telecoms cables	EI 90
500mm wide x 60mm deep steel cable tray containing 1 x type 'B' cable, 3 x type 'A1' cable, 3 x type 'A2' cable, and 3 x type 'A3' cable	

¹ Pattress installation of Stopseal Coated Batt. The Batts are installed in horizontal rows and fixed on all edges. Overlap of batts to substrate min 50mm. Batts mechanically fixed to substrate with min 6mm x 80mm steel screws and steel retaining washer. Fixings installed at max 300mm centres

Appendix UL-EU CERTIFICATE UL-EU-00771-EN

Single Layer Pattress Stopseal Fire Batt 50mm, Electrical Cables and Conduits

Max Aperture 730mm Wide x 1200mm High	
	Key 1. <u>Supporting Construction</u> 2. <u>Pyrocoustic Sealant</u> 3. <u>Stopseal Batt</u> 4. <u>Service Penetration</u>
Service(s)	Classification
20mm dia Adaptaflex SPL20 flexible conduit	EI 90
20mm dia Kopex KSU 316 stainless steel flexible conduit	
150mm wide x 60mm deep steel cable tray containing 4 x FP200 Gold (Firealarm cable 7mm dia red) Cables	E 90 EI 60

¹ Pattress installation of Stopseal Coated Batt. The Batts are installed in horizontal rows and fixed on all edges. Overlap of batts to substrate min 50mm. Batts mechanically fixed to substrate with min 6mm x 80mm steel screws and steel retaining washer. Fixings installed at max 300mm centres

Appendix UL-EU CERTIFICATE UL-EU-00771-EN

Single Layer Pattress Stopseal Fire Batt 50mm, Electrical Cables

Max Aperture 2600mm Wide x 2600mm High	
	Key 1. <u>Supporting Construction</u> 2. <u>Pyrocoustic Sealant</u> 3. <u>Stopseal Batt</u> 4. <u>Service Penetration</u>
Service(s)	Classification
500mm wide x 60mm deep steel cable basket containing 3 x type 'B' cable and 20 x bundle of telecoms cables	EI 60
500mm wide x 60mm deep steel cable tray containing 1 x type 'B' cable, 3 x type 'A1' cable, 3 x type 'A2' cable, and 3 x type 'A3' cable	

¹ Pattress installation of Stopseal Coated Batt. The Batts are installed in horizontal rows and fixed on all edges. Overlap of batts to substrate min 50mm. Batts mechanically fixed to substrate with min 6mm x 80mm steel screws and steel retaining washer. Fixings installed at max 300mm centres

Appendix UL-EU CERTIFICATE UL-EU-00771-EN

Single Layer Pattress Stopseal Fire Batt 50mm, Electrical Cables and Conduits

Max Aperture 2600mm Wide x 2600mm High	
	<p>Key</p> <ol style="list-style-type: none"> 1. <u>Supporting Construction</u> 2. <u>Pyrocoustic Sealant</u> 3. <u>Stopseal Batt</u> 4. <u>Service Penetration</u>
Service(s)	Classification
20mm dia Adaptaflex SPL20 flexible conduit	EI 60
20mm dia Kopex KSU 316 stainless steel flexible conduit	
150mm wide x 60mm deep steel cable tray containing 4 x FP200 Gold (Firealarm cable 7mm dia red) Cables	EI 60

¹ Pattress installation of Stopseal Coated Batt. The Batts are installed in horizontal rows and fixed on all edges. Overlap of batts to substrate min 50mm. Batts mechanically fixed to substrate with min 6mm x 80mm steel screws and steel retaining washer. Fixings installed at max 300mm centres

Appendix UL-EU CERTIFICATE UL-EU-00771-EN

Rigid Walls Minimum Thickness 75mm

Single Layer Pattress Stopseal Fire Batt 50mm, Electrical Cables and Cable Trunking

Max Aperture 2600mm Wide x 2600mm High	
	Key 1. <u>Supporting Construction</u> 2. <u>Pyrocoustic Sealant</u> 3. <u>Stopseal Batt</u> 4. <u>Insulation</u> 5. <u>Service Penetration</u>
Service(s)	Classification
150mm x 150mm Insulated steel cable trunking, Stone Wool 40mm thick, 45kg/m ³ (LI 400mm). FSi S-Line Pillows tightly fitted around the cables in the section of trunking within the depth of the partition	EI 60 U/U
Cables 1xB1, 1xC1, 1xG1, 1xG2	EI 60
Cables 1xB1	
Cables 1xC1	
Unsheathed electrical cables 0-24mm diameter	

¹ Pattress installation of Stopseal Coated Batt. The Batts are installed in horizontal rows and fixed in minimum two vertical edges. Overlap of batts to substrate min 50mm. Batts mechanically fixed to substrate with min 6mm x 80mm steel screws and steel retaining washer. Fixings installed at max 300mm centres

Appendix UL-EU CERTIFICATE UL-EU-00771-EN

Single Layer Pattress Stopseal Fire Batt 50mm, Electrical Cables and Cable Trunking

Max Aperture 2600mm Wide x 2600mm High	
	<p>Key</p> <ol style="list-style-type: none"> 1. <u>Supporting Construction</u> 2. <u>Pyrocoustic Sealant</u> 3. <u>Stopseal Batt</u> 4. <u>Insulation</u> 5. <u>Service Penetrations</u>
Service(s)	Classification
50mm x 50mm Insulated steel cable trunking, Stone Wool 40mm thick, 45kg/m ³ (LI 400mm). FSi S-Line Pillows tightly fitted around the cables in the section of trunking within the depth of the partition	EI 60 U/U
Cables 1xA1, 1xA2, 1xA3	EI 60
Cables 1xA1	
Cables 1xA2	
Cables 1xA3	

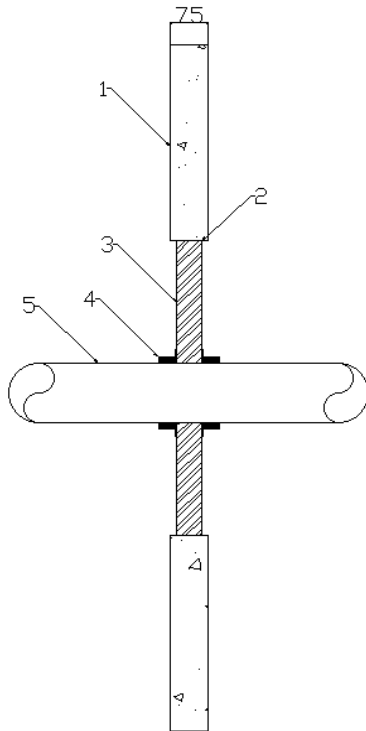
¹ Pattress installation of Stopseal Coated Batt. The Batts are installed in horizontal rows and fixed in minimum two vertical edges. Overlap of batts to substrate min 50mm. Batts mechanically fixed to substrate with min 6mm x 80mm steel screws and steel retaining washer. Fixings installed at max 300mm centres

Appendix UL-EU CERTIFICATE UL-EU-00771-EN

Single Layer Stopseal Fire Batt 50mm, Plastic Pipes

Max Aperture 600mm Wide x 600mm High

(Penetrations positioned as per option 1 or 2 below, 0mm distance between services and 50mm to edge of seal)
Collars secured both faces of the substrate utilising 80mm long steel pig tail screw through to Stopseal Fire Batt



Key

1. Supporting construction
2. Pyrocoustic Sealant
3. Stopseal Batt
4. PipeBloc PCP
5. Service Penetration

Service(s)	PipeBloc PCP Ref	Classification
PVC Pipe 32mm Ø, 1.8mm wall thickness	32mm	EI 60 U/C
PVC Pipe 40mm Ø, 1.8mm wall thickness	40mm	
PVC Pipe 50mm Ø, 1.8mm wall thickness	50mm	
PVC Pipe 55mm Ø, 1.8-2.3mm wall thickness	55mm	
PVC Pipe 63mm Ø, 2.3-3mm wall thickness	63mm	
PVC Pipe 75mm Ø, 3.1-4.8mm wall thickness	75mm	
PVC Pipe 82mm Ø, 3.1-4.8mm wall thickness	82mm	
PVC Pipe 90mm Ø, 4.2-7.4mm wall thickness	90mm	
PVC Pipe 100mm Ø, 4.2-7.4mm wall thickness	100mm	
PVC Pipe 110mm Ø, 4.2-7.4mm wall thickness	110mm	
PVC Pipe 125mm Ø, 6mm wall thickness	125mm	
PVC Pipe 140mm Ø, 6.1-7.5mm wall thickness	140mm	



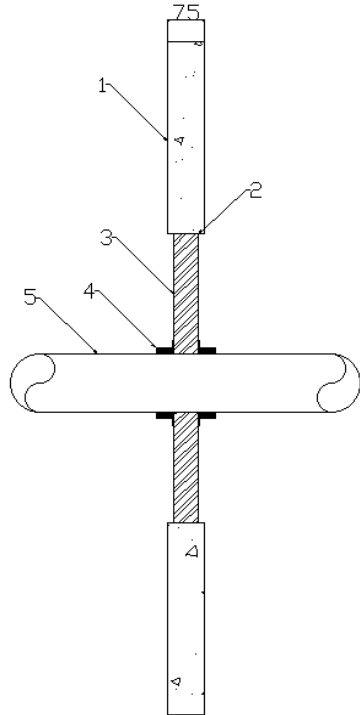
Solutions

Form-ULID-006104 V10.0

Appendix UL-EU CERTIFICATE UL-EU-00771-EN

Max Aperture 600mm Wide x 600mm High

(Penetrations positioned as per option 1 or 2 below, 0mm distance between services and 50mm to edge of seal)
Collars secured both faces of the substrate utilising 80mm long steel pig tail screw through to Stopseal Fire Batt



Key

1. Supporting construction
2. Pyrocoustic Sealant
3. Stopseal Batt
4. PipeBloc PCP
5. Service Penetration

Service(s)	PipeBloc PCP Ref	Classification
PE Pipe 32mm Ø, 2.9mm wall thickness	32mm	EI 60 U/C
PE Pipe 40mm Ø, 2.9mm wall thickness	40mm	
PE Pipe 50mm Ø, 2.9mm wall thickness	50mm	
PE Pipe 55mm Ø, 2.9-4.4mm wall thickness	55mm	
PE Pipe 63mm Ø, 2.9-4.4mm wall thickness	63mm	
PE Pipe 75mm Ø, 2.8-6.7mm wall thickness	75mm	
PE Pipe 82mm Ø, 2.8-6.7mm wall thickness	82mm	
PE Pipe 90mm Ø, 2.7-10mm wall thickness	90mm	
PE Pipe 100mm Ø, 2.7-10mm wall thickness	100mm	
PE Pipe 110mm Ø, 2.7-10mm wall thickness	110mm	
PE Pipe 125mm Ø, 3.1mm wall thickness	125mm	
PE Pipe 140mm Ø, 3.9-5.8mm wall thickness	140mm	
PE Pipe 160mm Ø, 4.9-9.5mm wall thickness	160mm	



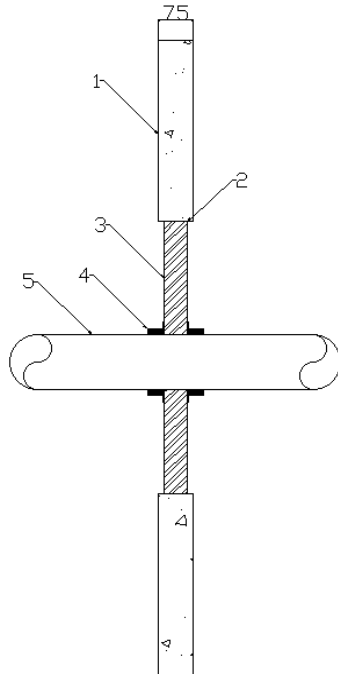
Solutions

Form-ULID-006104 V10.0

Appendix UL-EU CERTIFICATE UL-EU-00771-EN

Max Aperture 600mm Wide x 600mm High

(Penetrations positioned as per option 1 or 2 below, 0mm distance between services and 50mm to edge of seal)
Collars secured both faces of the substrate utilising 80mm long steel pig tail screw through to Stopseal Fire Batt



Key

1. Supporting construction
2. Pyrocoustic Sealant
3. Stopseal Batt
4. PipeBloc PCP
5. Service Penetration

Service(s)	PipeBloc PCP Ref	Classification
PP Pipe 32mm Ø, 2.9mm wall thickness	32mm	EI 60 U/C
PP Pipe 40mm Ø, 2.9mm wall thickness	40mm	
PP Pipe 50mm Ø, 2.9mm wall thickness	50mm	
PP Pipe 55mm Ø, 2.9-4.4mm wall thickness	55mm	
PP Pipe 63mm Ø, 2.9-4.4mm wall thickness	63mm	
PP Pipe 75mm Ø, 2.8-6.7mm wall thickness	75mm	
PP Pipe 82mm Ø, 2.8-6.7mm wall thickness	82mm	
PP Pipe 90mm Ø, 2.7-10mm wall thickness	90mm	
PP Pipe 100mm Ø, 2.7-10mm wall thickness	100mm	
PP Pipe 110mm Ø, 2.7-10mm wall thickness	110mm	
PP Pipe 125mm Ø, 3.1mm wall thickness	125mm	
PP Pipe 140mm Ø, 3.5-8mm wall thickness	140mm	
PP Pipe 160mm Ø, 4-14.6mm wall thickness	160mm	



Solutions

Form-ULID-006104 V10.0

Appendix UL-EU CERTIFICATE UL-EU-00771-EN

Rigid Walls Minimum Thickness 100mm

Double Layer Stopseal Fire Batt 50mm, Electrical Cables and Conduits

Max Aperture 2600mm Wide x 2600mm High	
	Key 1. Supporting construction 2. Pyrocoustic Sealant 3. Stopseal Batt 4. Service Penetration
Service(s)	Classification
Electrical cables 0mm to 21mm diameter	EI 60
Electrical cables 22mm to 50mm diameter	E 60 EI 45
Electrical cables 51mm to 80mm diameter	E 60 EI 30
Cable Trays and Ladders	E 60 EI 45
100 mm diameter bundle telecommunication cable type "F"	EI 60
Unsheathed electrical cables 0-24mm diameter	
Steel or Copper Conduits up to 16mm	E 60 C/U
Plastic conduits up to 16mm	EI 60 C/U



Solutions

Form-ULID-006104 V10.0

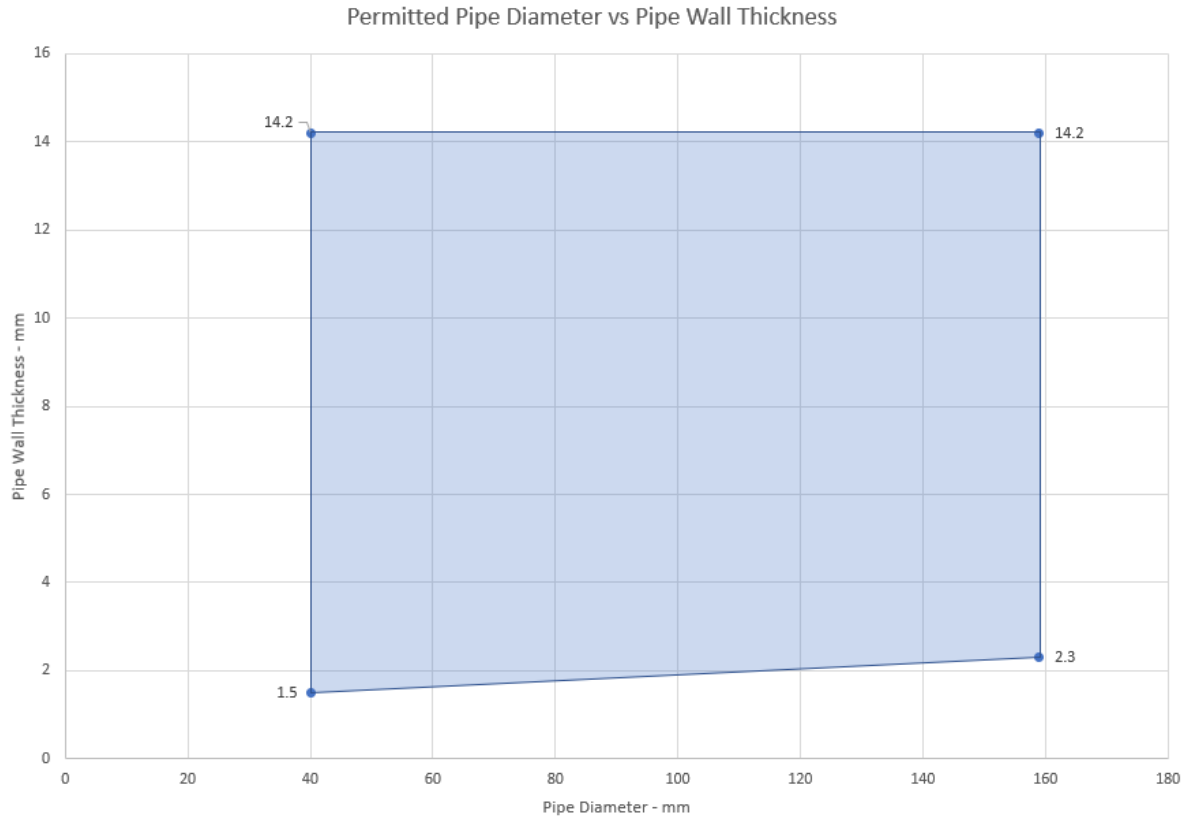
Appendix UL-EU CERTIFICATE UL-EU-00771-EN

Double Layer Stopseal Fire Batt 50mm, Insulated Metallic Pipes

Max Aperture 730mm Wide x 1200mm High	
	<p><u>Key</u></p> <ol style="list-style-type: none"> 1. Supporting construction 2. Pyrocoustic Sealant 3. Stopseal Batt 4. Insulation 5. Penetration Service 6. Pyropro HPE
Service(s)	Classification
¹ Single copper or mild steel pipe 40mm diameter and 1.5 – 14.2 mm wall with sustained/continuous 20mm thick foil faced glass wool insulation (min 80Kg/m ³)	E 90 U/C EI 60 U/C
¹ Single copper or mild steel pipe 40-159mm diameter and 1.5 – 14.2 mm wall (see graph below) with sustained/continuous 30mm thick foil faced glass wool insulation (min 80Kg/m ³)	EI 60 U/C

¹15mm deep x 15mm wide annulus Pyropro HPE Sealant to both faces of the pipe

Appendix UL-EU CERTIFICATE UL-EU-00771-EN

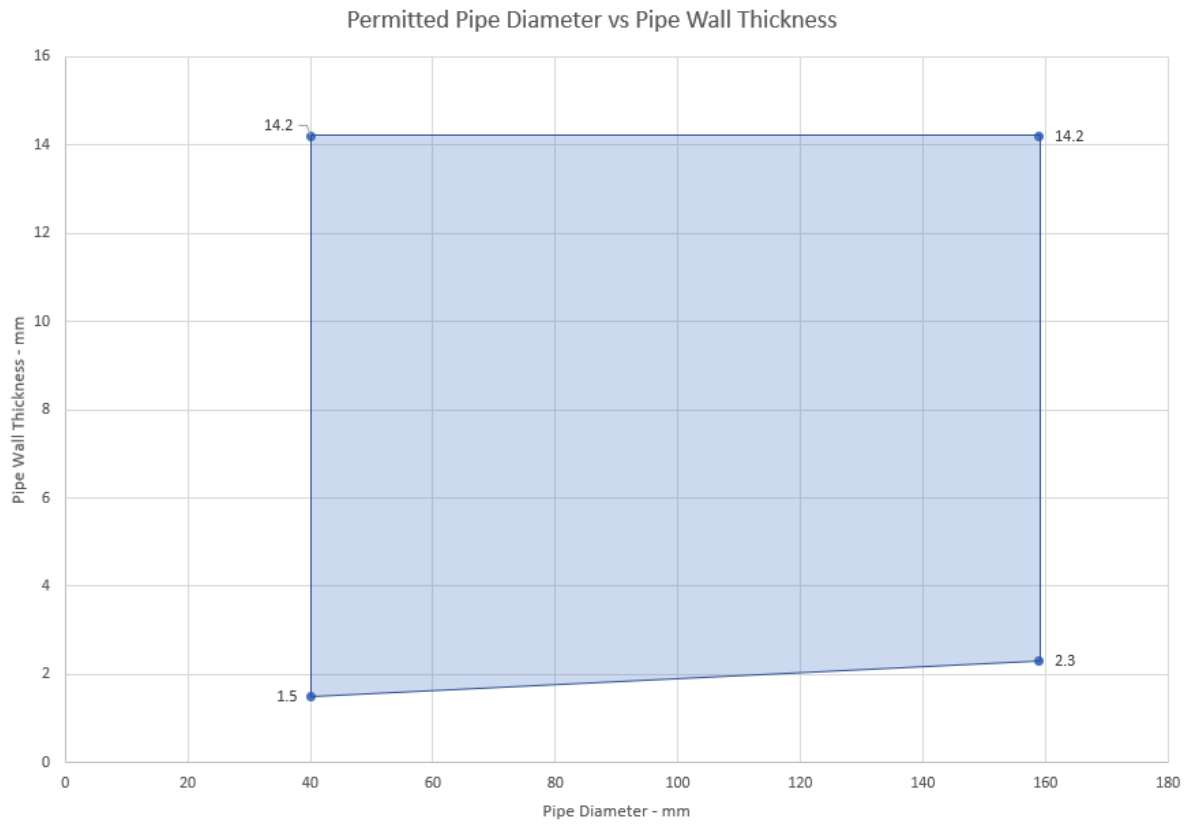


Appendix UL-EU CERTIFICATE UL-EU-00771-EN

Max Aperture 2600mm Wide x 2600mm High	
	<p><u>Key</u></p> <ol style="list-style-type: none"> 1. Supporting construction 2. Pyrocoustic Sealant 3. Stopseal Batt 4. Pyropro HPE 5. Insulation 6. Penetration Service
Service(s)	Classification
¹ Single copper or mild steel pipe 40mm diameter and 1.5 – 14.2 mm wall with sustained/continuous 20mm thick foil faced glass wool insulation (min 80Kg/m ³)	EI 60 U/C
¹ Single copper or mild steel pipe 40-159mm diameter and 1.5 – 14.2 mm wall (see graph below) with sustained/continuous 30mm thick foil faced glass wool insulation (min 80Kg/m ³)	EI 60 U/C

¹15mm deep x 15mm wide annulus Pyropro HPE Sealant to both faces of the pipe

Appendix UL-EU CERTIFICATE UL-EU-00771-EN

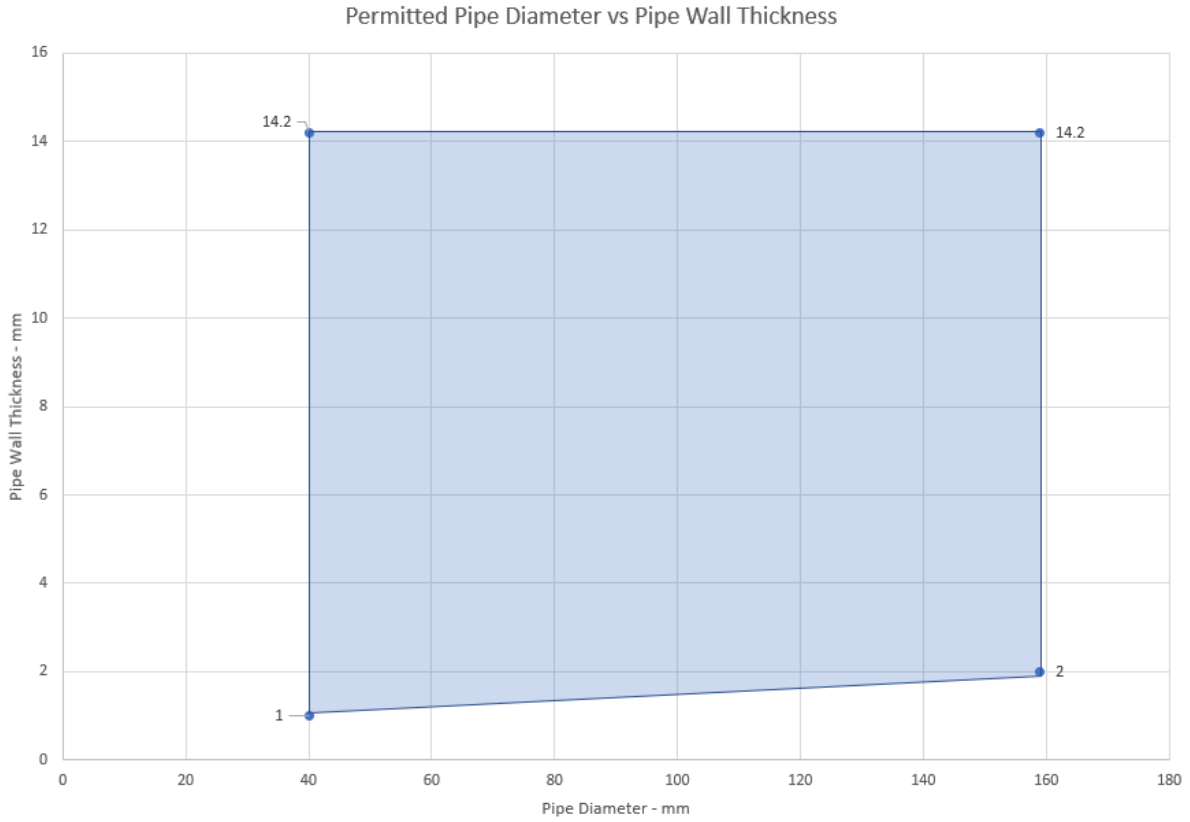


Appendix UL-EU CERTIFICATE UL-EU-00771-EN

Max Aperture 730mm Wide x 1200mm High	
<p style="text-align: center;">100</p>	<p><u>Key</u></p> <ol style="list-style-type: none"> 1. Supporting construction 2. Pyrocoustic Sealant 3. Stopseal Batt 4. Insulation 5. Penetration Service
Service(s)	Classification
Steel or Copper Pipe 42-159mm Ø, 1.0mm – 14.2mm wall thickness (see graph below). 25mm thick foil faced glassfibre insulation min. 30kg/m ³ (C/S)	E 120 C/U EI 45 C/U
Steel or Copper Pipe 42mm Ø, 1mm – 14.2mm wall thickness. 25mm thick foil faced glassfibre insulation min. 30kg/m ³ (C/S)	E 120 C/U EI 60 C/U



Appendix UL-EU CERTIFICATE UL-EU-00771-EN

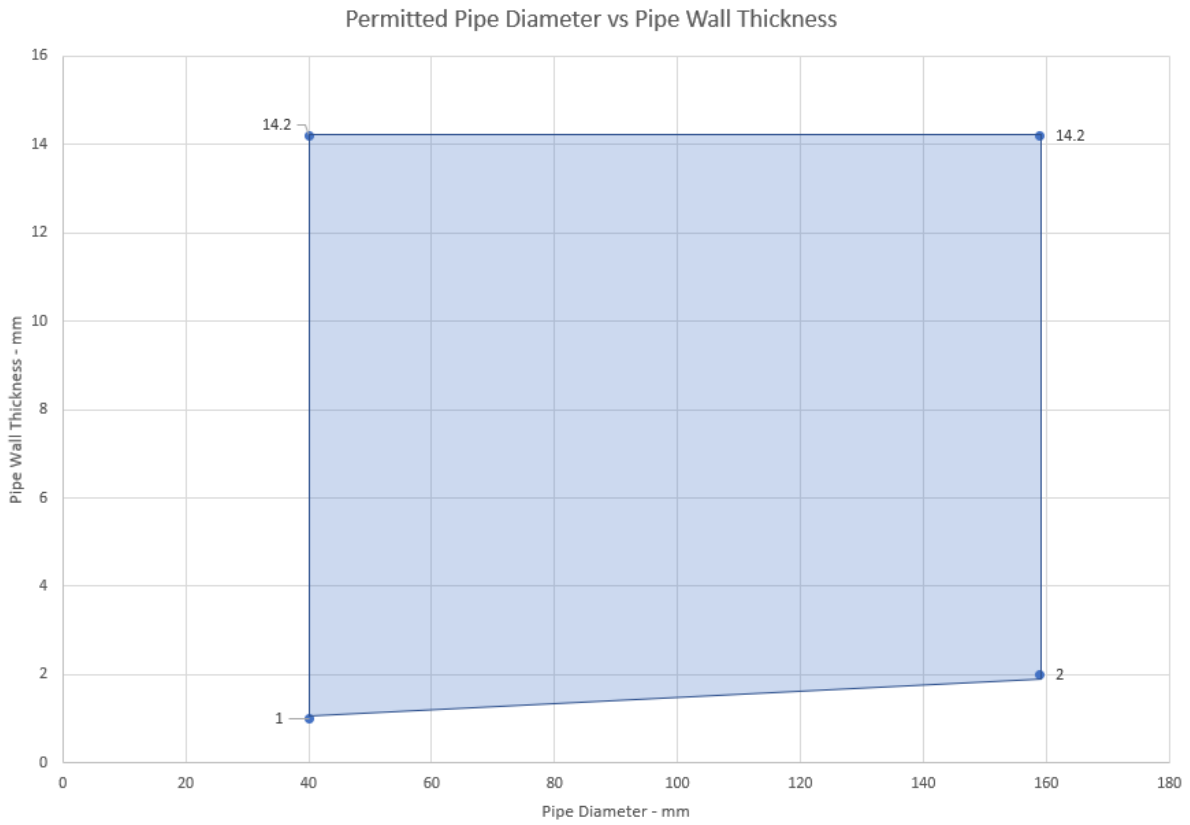


Appendix UL-EU CERTIFICATE UL-EU-00771-EN

Max Aperture 2600mm Wide x 2600mm High	
<p style="text-align: center;">100</p>	<p><u>Key</u></p> <ol style="list-style-type: none"> 1. Supporting construction 2. Pyrocoustic Sealant 3. Stopseal Batt 4. Insulation 5. Penetration Service
Service(s)	Classification
Steel or Copper Pipe 42-159mm Ø, 1.0mm – 14.2mm wall thickness (see graph below). 25mm thick foil faced glassfibre insulation min. 30kg/m ³ (C/S)	E 60 C/U EI 45 C/U
Steel or Copper Pipe 42mm Ø, 1mm – 14.2mm wall thickness. 25mm thick foil faced glassfibre insulation min. 30kg/m ³ (C/S)	E 60 C/U EI 60 C/U



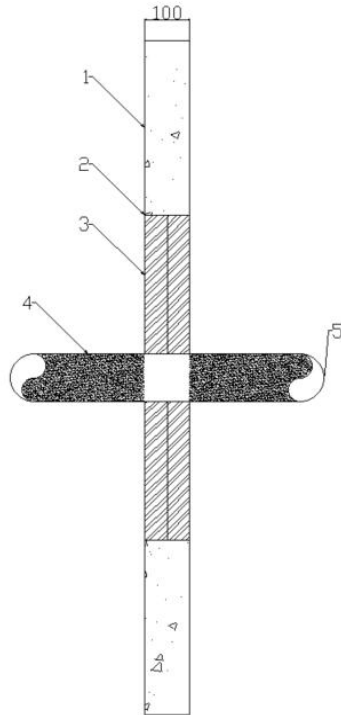
Appendix UL-EU CERTIFICATE UL-EU-00771-EN



Appendix UL-EU CERTIFICATE UL-EU-00771-EN

Max Aperture 730mm Wide x 1200mm High

(Penetrations positioned as per option 1 or 2 below, 0mm distance between services and 50mm to edge of seal)



Key

1. Supporting construction
2. Pyrocoustic Sealant
3. Stopseal Batt
4. PST Coating
5. Penetration Service

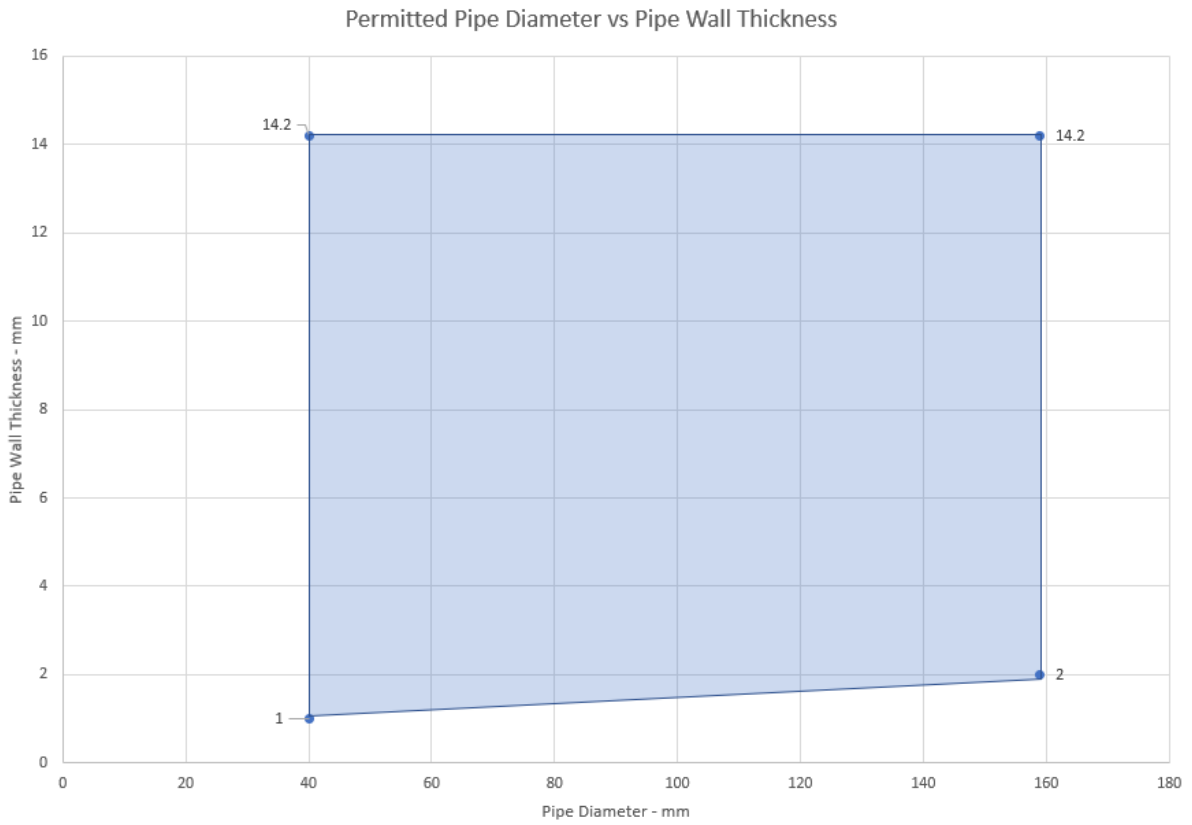
Service(s)	Classification
Steel or Copper Pipe 108mm Ø, 1.5mm – 14.2mm wall thickness, 50mm thick foil faced stonewool insulation min. 100kg/m ³ (L/I 500mm)	E 120 C/U EI 45 C/U
Steel or Copper Pipe 108mm Ø, 1.5mm – 14.2mm wall thickness, 50mm thick foil faced stonewool insulation min. 100kg/m ³ (C/I)	E 120 C/U EI 60 C/U
Steel or Copper Pipe 42-159mm Ø, 1.0mm – 14.2mm wall thickness (see graph below), 40mm thick foil faced stonewool insulation min. 40kg/m ³ (L/I 400mm)	EI 45 C/U
Steel 42-324mm Ø, 16mm wall thickness. 40mm thick foil faced stonewool insulation min. 40kg/m ³ (L/I 400mm)	EI 45 C/U
Steel or Copper Pipe 42mm Ø, 1.0mm – 14.2mm wall thickness, FSi PST coating along the penetration 2mm DFT (L/I 300mm)	E 120 C/U EI 45 C/U
Steel or Copper Pipe 42-159mm Ø, 1.0mm – 14.2mm wall thickness (see graph below), FSi PST coating along the penetration 2mm DFT (L/I 300mm)	E 120 C/U EI 20 C/U
Steel 42-324mm Ø, 16mm wall thickness. 14.2mm wall thickness FSi PST coating along the penetration 2mm DFT (L/I 300mm)	E 120 C/U EI 45 C/U



Solutions

Form-ULID-006104 V10.0

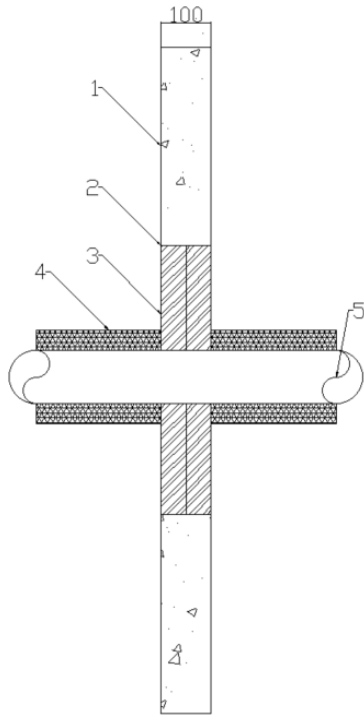
Appendix UL-EU CERTIFICATE UL-EU-00771-EN



Appendix UL-EU CERTIFICATE UL-EU-00771-EN

Max Aperture 2600mm Wide x 2600mm High

(Penetrations positioned as per option 1 or 2 below, 0mm distance between services and 50mm to edge of seal)



Key

1. Supporting construction
2. Pyrocoustic Sealant
3. Stopseal Batt
4. Insulation
5. Penetration Service

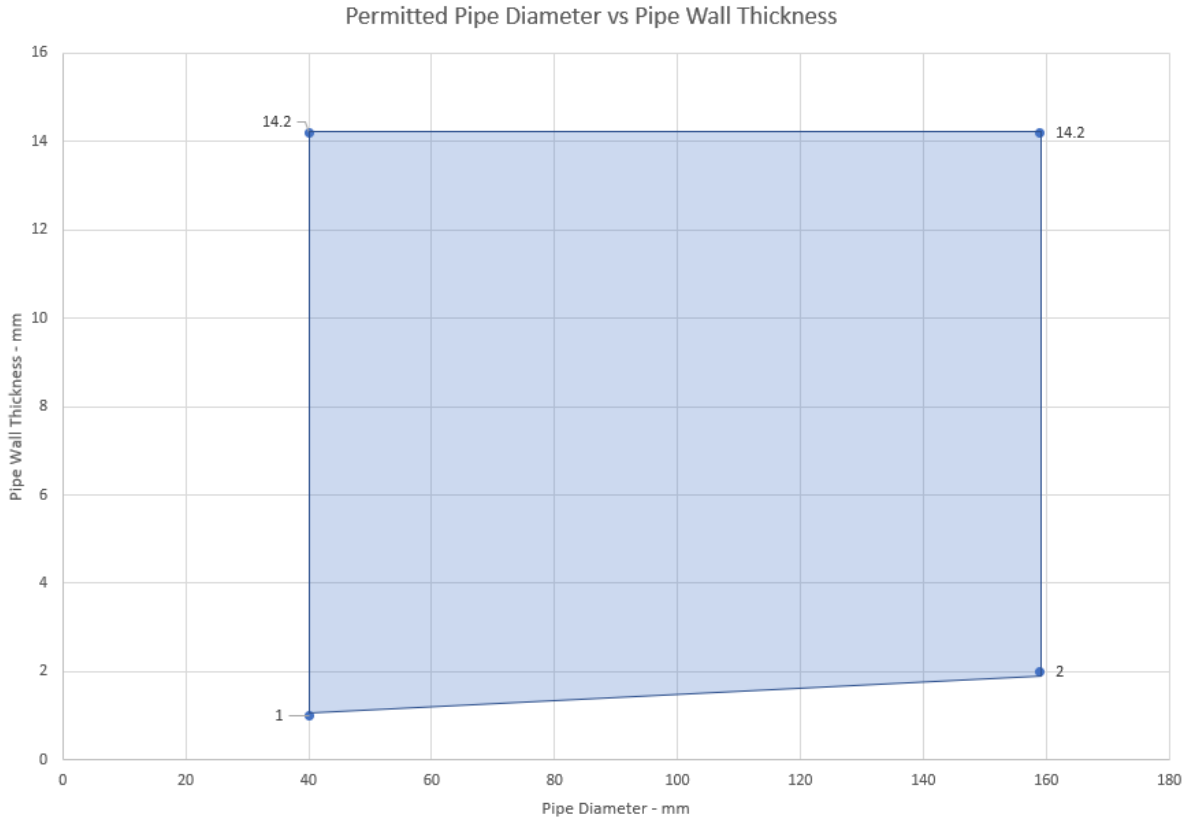
Service(s)	Classification
Steel or Copper Pipe 108mm Ø, 1.5mm – 14.2mm wall thickness 50mm thick foil faced stonewool insulation min. 100kg/m ³ (L/I 500mm)	E 60 C/U EI 45 C/U
Steel or Copper Pipe 108mm Ø, 1.5mm – 14.2mm wall thickness, 50mm thick foil faced stonewool insulation min. 100kg/m ³ (C/I)	EI 60 C/U
Steel or Copper Pipe 42-159mm Ø, 1.0mm – 14.2mm wall thickness (see graph below), 40mm thick foil faced stonewool insulation min. 40kg/m ³ (L/I 400mm)	EI 45 C/U
Steel 42-324mm Ø, 16mm wall thickness. 40mm thick foil faced stonewool insulation min. 40kg/m ³ (L/I 400mm)	EI 45 C/U
Steel or Copper Pipe 42mm Ø, 1.0mm – 14.2mm wall thickness, FSi PST coating along the penetration 2mm DFT (L/I 300mm)	E 60 C/U EI 45 C/U
Steel or Copper Pipe 42-159mm Ø, 1.2mm – 14.2mm wall thickness (see graph below), FSi PST coating along the penetration 2mm DFT (L/I 300mm)	E 60 C/U EI 20 C/U
Steel 42-324mm Ø, 16mm wall thickness. 14.2mm wall thickness FSi PST coating along the penetration 2mm DFT (L/I 400mm)	E 60 C/U EI 45 C/U



Solutions

Form-ULID-006104 V10.0

Appendix UL-EU CERTIFICATE UL-EU-00771-EN



Appendix UL-EU CERTIFICATE UL-EU-00771-EN

Max Aperture 750mm Wide x 1200mm High	
	<p>Key</p> <ol style="list-style-type: none"> 1. Supporting construction 2. Pyrocoustic Sealant 3. Stopseal Batt 4. Insulation 5. Penetration Service 6. PipeBloc EL / PipeBloc PWP
Service(s)	Classification
¹ Steel or Copper Pipe 42-159mm Ø, 1.2mm – 14.2mm wall thickness. 13-25mm thick K Flex ST Insulation ² (C/S)	E 120 C/U EI 60 C/U
¹ Steel or Copper Pipe 42mm Ø, 1 – 14.2mm wall thickness. 25-13mm thick K Flex ST insulation ² (C/S)	E 120 C/U EI 90 C/U
¹ Steel or Copper Pipe 42-108mm Ø, 1.2 – 14.2mm wall thickness. 25 -40mm thick Kingspan Kooltherm FM insulation ³ (C/S)	E 120 C/U EI 60 C/U
¹ Steel or Copper Pipe 42mm Ø, 1–14.2mm wall thickness. 25 -40mm thick Kingspan Kooltherm FM insulation ³ (C/S)	E 120 C/U EI 90 C/U
¹ Steel or Copper Pipe 42mm Ø, 1.0–14.2mm wall thickness. 50mm thick glassfibre insulation (C/S)	E 120 C/U EI 90 C/U

¹2 x 2mm thick layers of PipeBloc EL / PipeBloc PWP installed both sides of the Stopseal Fire Batt

²Or equivalent elastomeric pipe insulation classified BL – s2, d0 or better to EN 13501-1

³Or equivalent Phenolic foam pipe insulation classified BL – s1, d0 or better to EN 13501-1



Solutions

Form-ULID-006104 V10.0

Appendix UL-EU CERTIFICATE UL-EU-00771-EN

Max Aperture 2600mm Wide x 2600mm High	
	Key 1. Supporting construction 2. Pyrocoustic Sealant 3. Stopseal Batt 4. Insulation 5. Penetration Service 6. PipeBloc EL / PipeBloc PWP
Service(s)	Classification
¹ Steel or Copper Pipe 42-159mm Ø, 1.2mm – 14.2mm wall thickness. 13-25mm thick K Flex ST Insulation ² (C/S)	EI 60 C/U
¹ Steel or Copper Pipe 42mm Ø, 1 – 14.2mm wall thickness. 25-13mm thick K Flex ST insulation ² (C/S)	EI 60 C/U
¹ Steel or Copper Pipe 42-108mm Ø, 1.2 – 14.2mm wall thickness. 25 -40mm thick Kingspan Kooltherm FM insulation ³ (C/S)	EI 60 C/U
¹ Steel or Copper Pipe 42mm Ø, 1-14.2mm wall thickness. 25 -40mm thick Kingspan Kooltherm FM insulation ³ (C/S)	EI 60 C/U
¹ Steel or Copper Pipe 42mm Ø, 1.02-14.2mm wall thickness. 50mm thick glassfibre insulation (C/S)	EI 60 C/U

¹2 x 2mm thick layers of PipeBloc EL / PipeBloc PWP installed both sides of the Stopseal Fire Batt

²Or equivalent elastomeric pipe insulation classified BL – s2, d0 or better to EN 13501-1

³Or equivalent Phenolic foam pipe insulation classified BL – s1, d0 or better to EN 13501-1



Solutions

Form-ULID-006104 V10.0

Appendix UL-EU CERTIFICATE UL-EU-00771-EN

Max Aperture 730mm Wide x 1200mm High	
	<p><u>Key</u></p> <ol style="list-style-type: none"> 1. Supporting construction 2. Pyrocoustic Sealant 3. Stopseal Batt 4. Pyropro HPE 5. Penetration Service
Service(s)	Classification
¹ 6 off Steel or Copper Pipe 22mm Ø, 0.9mm – 14.2mm wall thickness. 19mm thick Armaflex ² (L/S 400mm)	EI 90 C/U
¹ 500mm steel cable tray	E 90 EI 15

¹Pyropro HPE 20mm annulus full 50mm depth of the Stopseal Coated Batt

²Or equivalent elastomeric pipe insulation classified BL – s2, d0 or better to EN 13501-1

Appendix UL-EU CERTIFICATE UL-EU-00771-EN

Max Aperture 2600mm Wide x 2600mm High	
	<p><u>Key</u></p> <ol style="list-style-type: none"> 1. Supporting construction 2. Pyrocoustic Sealant 3. Stopseal Batt 4. Pyropro HPE 5. Penetration Service
Service(s)	Classification
¹ 6 off Steel or Copper Pipe 22mm Ø, 0.9mm – 14.2mm wall thickness. 19mm thick Armaflex ² (L/S 400mm)	EI 60 C/U
1500mm steel cable tray	E 60 EI 15

¹Pyropro HPE 20mm annulus full 50mm depth of the Stopseal Coated Batt

²Or equivalent elastomeric pipe insulation classified BL – s2, d0 or better to EN 13501-1

Appendix UL-EU CERTIFICATE UL-EU-00771-EN

Double Layer Stopseal Fire Batt 50mm, Plastic Pipes

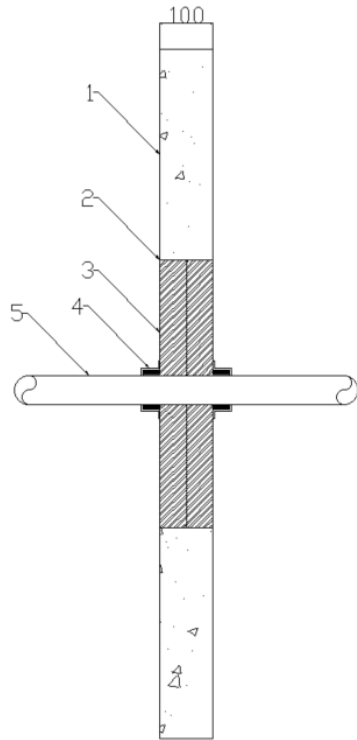
Max Aperture 730mm Wide x 1200mm High (Penetrations positioned as per option 1 or 2 below, 0mm distance between services and 50mm to edge of seal) Collars secured both faces of the substrate utilising 80mm long steel pig tail screw through to Stopseal Fire Batt		
		Key 1. Supporting construction 2. Pyrocoustic Sealant 3. Stopseal Batt 4. PipeBloc PCP 5. Penetration Service
Service(s)	PipeBloc PCP Ref	Classification
PVC Pipe 32mm Ø, 1.8mm wall thickness	32mm	EI 120 U/C
PVC Pipe 40mm Ø, 1.8mm wall thickness	40mm	
PVC Pipe 50mm Ø, 1.8mm wall thickness	50mm	
PVC Pipe 55mm Ø, 1.8-2.3mm wall thickness	55mm	
PVC Pipe 63mm Ø, 2.3-3mm wall thickness	63mm	
PVC Pipe 75mm Ø, 3.1-4.8mm wall thickness	75mm	
PVC Pipe 82mm Ø, 3.1-4.8mm wall thickness	82mm	
PVC Pipe 90mm Ø, 4.2-7.4mm wall thickness	90mm	
PVC Pipe 100mm Ø, 4.2-7.4mm wall thickness	100mm	
PVC Pipe 110mm Ø, 4.2-7.4mm wall thickness	110mm	
PVC Pipe 125mm Ø, 6mm wall thickness	125mm	
PVC Pipe 140mm Ø, 6.1-7.5mm wall thickness	140mm	



Appendix UL-EU CERTIFICATE UL-EU-00771-EN

Max Aperture 2600mm Wide x 2600mm High

(Penetrations positioned as per option 1 or 2 below, 0mm distance between services and 50mm to edge of seal)
Collars secured both faces of the substrate utilising 80mm long steel pig tail screw through to Stopseal Fire Batt



Key

1. Supporting construction
2. Pyrocoustic Sealant
3. Stopseal Batt
4. PipeBloc PCP
5. Penetration Service

Service(s)	PipeBloc PCP Ref	Classification
PVC Pipe 32mm Ø, 1.8mm wall thickness	32mm	EI 60 U/C
PVC Pipe 40mm Ø, 1.8mm wall thickness	40mm	
PVC Pipe 50mm Ø, 1.8mm wall thickness	50mm	
PVC Pipe 55mm Ø, 1.8-2.3mm wall thickness	55mm	
PVC Pipe 63mm Ø, 2.3-3mm wall thickness	63mm	
PVC Pipe 75mm Ø, 3.1-4.8mm wall thickness	75mm	
PVC Pipe 82mm Ø, 3.1-4.8mm wall thickness	82mm	
PVC Pipe 90mm Ø, 4.2-7.4mm wall thickness	90mm	
PVC Pipe 100mm Ø, 4.2-7.4mm wall thickness	100mm	
PVC Pipe 110mm Ø, 4.2-7.4mm wall thickness	110mm	
PVC Pipe 125mm Ø, 6mm wall thickness	125mm	
PVC Pipe 140mm Ø, 6.1-7.5mm wall thickness	140mm	
PVC Pipe 160mm Ø, 6.2-9.5mm wall thickness	160mm	



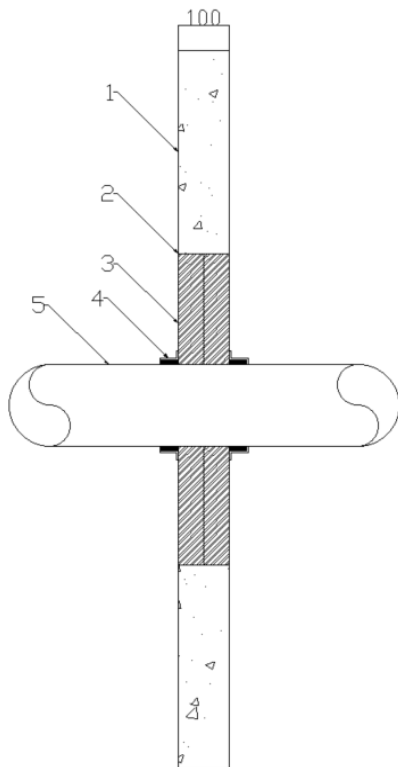
Solutions

Form-ULID-006104 V10.0

Appendix UL-EU CERTIFICATE UL-EU-00771-EN

Max Aperture 730mm Wide x 1200mm High

(Penetrations positioned as per option 1 or 2 below, 0mm distance between services and 50mm to edge of seal)
Collars secured both faces of the substrate utilising 80mm long steel pig tail screw through to Stopseal Fire Batt



Key

1. Supporting construction
2. Pyrocoustic Sealant
3. Stopseal Batt
4. PipeBloc PCP
5. Penetration Service

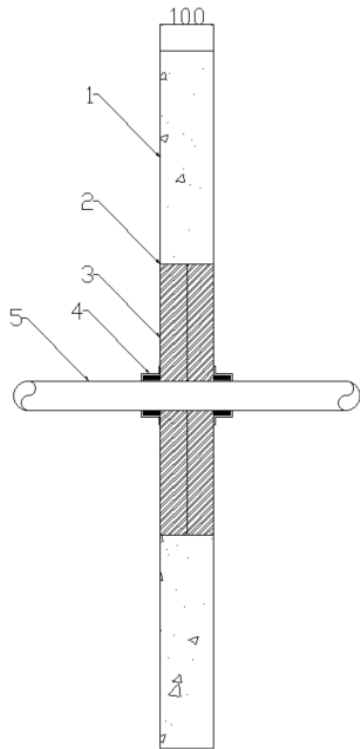
Service(s)	PipeBloc PCP Ref	Classification
PP Pipe 32mm Ø, 2.9mm wall thickness	32mm	EI 120 U/C
PP Pipe 40mm Ø, 2.9mm wall thickness	40mm	
PP Pipe 50mm Ø, 2.9mm wall thickness	50mm	
PP Pipe 55mm Ø, 2.9-4.4mm wall thickness	55mm	
PP Pipe 63mm Ø, 2.9-4.4mm wall thickness	63mm	
PP Pipe 75mm Ø, 2.8-6.7mm wall thickness	75mm	
PP Pipe 82mm Ø, 2.8-6.7mm wall thickness	82mm	
PP Pipe 90mm Ø, 2.7-10mm wall thickness	90mm	
PP Pipe 100mm Ø, 2.7-10mm wall thickness	100mm	
PP Pipe 110mm Ø, 2.7-10mm wall thickness	110mm	
PP Pipe 125mm Ø, 3.1mm wall thickness	125mm	
PP Pipe 140mm Ø, 3.5-8mm wall thickness	140mm	
PP Pipe 160mm Ø, 4-14.6mm wall thickness	160mm	



Appendix UL-EU CERTIFICATE UL-EU-00771-EN

Max Aperture 2600mm Wide x 2600mm High

(Penetrations positioned as per option 1 or 2 below, 0mm distance between services and 50mm to edge of seal)
Collars secured both faces of the substrate utilising 80mm long steel pig tail screw through to Stopseal Fire Batt



Key

1. Supporting construction
2. Pyrocoustic Sealant
3. Stopseal Batt
4. PipeBloc PCP
5. Penetration Service

Service(s)	PipeBloc PCP Ref	Classification
PP Pipe 32mm Ø, 2.9mm wall thickness	32mm	EI 60 U/C
PP Pipe 40mm Ø, 2.9mm wall thickness	40mm	
PP Pipe 50mm Ø, 2.9mm wall thickness	50mm	
PP Pipe 55mm Ø, 2.9-4.4mm wall thickness	55mm	
PP Pipe 63mm Ø, 2.9-4.4mm wall thickness	63mm	
PP Pipe 75mm Ø, 2.8-6.7mm wall thickness	75mm	
PP Pipe 82mm Ø, 2.8-6.7mm wall thickness	82mm	
PP Pipe 90mm Ø, 2.7-10mm wall thickness	90mm	
PP Pipe 100mm Ø, 2.7-10mm wall thickness	100mm	
PP Pipe 110mm Ø, 2.7-10mm wall thickness	110mm	
PP Pipe 125mm Ø, 3.1mm wall thickness	125mm	
PP Pipe 140mm Ø, 3.5-8mm wall thickness	140mm	
PP Pipe 160mm Ø, 4-14.6mm wall thickness	160mm	



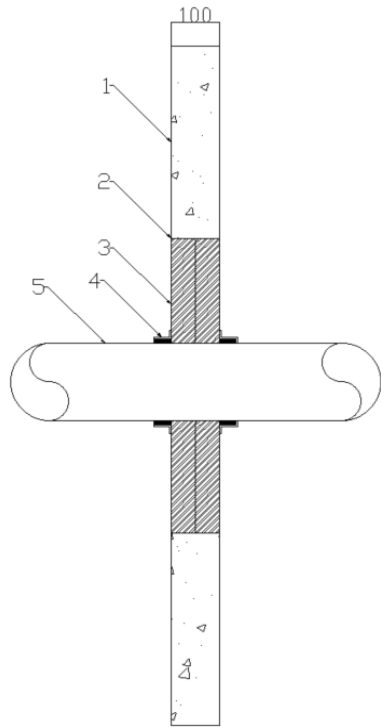
Solutions

Form-ULID-006104 V10.0

Appendix UL-EU CERTIFICATE UL-EU-00771-EN

Max Aperture 730mm Wide x 1200mm High

(Penetrations positioned as per option 1 or 2 below, 0mm distance between services and 50mm to edge of seal)
Collars secured both faces of the substrate utilising 80mm long steel pig tail screw through to Stopseal Fire Batt



Key

1. Supporting construction
2. Pyrocoustic Sealant
3. Stopseal Batt
4. PipeBloc PCP
5. Penetration Service

Service(s)	PipeBloc PCP Ref	Classification
PE Pipe 32mm Ø, 2.9mm wall thickness	32mm	EI 120 U/C
PE Pipe 40mm Ø, 2.9mm wall thickness	40mm	
PE Pipe 50mm Ø, 2.9mm wall thickness	50mm	
PE Pipe 55mm Ø, 2.9-4.4mm wall thickness	55mm	
PE Pipe 63mm Ø, 2.9-4.4mm wall thickness	63mm	
PE Pipe 75mm Ø, 2.8-6.7mm wall thickness	75mm	
PE Pipe 82mm Ø, 2.8-6.7mm wall thickness	82mm	
PE Pipe 90mm Ø, 2.7-10mm wall thickness	90mm	
PE Pipe 100mm Ø, 2.7-10mm wall thickness	100mm	
PE Pipe 110mm Ø, 2.7-10mm wall thickness	110mm	
PE Pipe 125mm Ø, 3.1mm wall thickness	125mm	
PE Pipe 140mm Ø, 3.9-5.8mm wall thickness	140mm	
PE Pipe 160mm Ø, 4.9-9.5mm wall thickness	160mm	



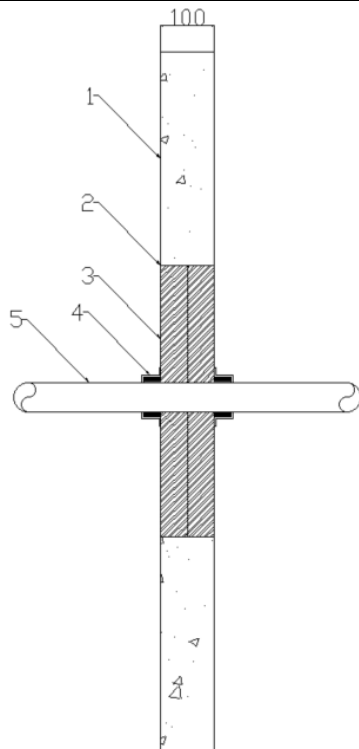
Solutions

Form-ULID-006104 V10.0

Appendix UL-EU CERTIFICATE UL-EU-00771-EN

Max Aperture 2600mm Wide x 2600mm High

(Penetrations positioned as per option 1 or 2 below, 0mm distance between services and 50mm to edge of seal)
Collars secured both faces of the substrate utilising 80mm long steel pig tail screw through to Stopseal Fire Batt



Key

1. Supporting construction
2. Pyrocoustic Sealant
3. Stopseal Batt
4. PipeBloc PCP
5. Penetration Service

Service(s)	PipeBloc PCP Ref	Classification
PE Pipe 32mm Ø, 2.9mm wall thickness	32mm	EI 60 U/C
PE Pipe 40mm Ø, 2.9mm wall thickness	40mm	
PE Pipe 50mm Ø, 2.9mm wall thickness	50mm	
PE Pipe 55mm Ø, 2.9-4.4mm wall thickness	55mm	
PE Pipe 63mm Ø, 2.9-4.4mm wall thickness	63mm	
PE Pipe 75mm Ø, 2.8-6.7mm wall thickness	75mm	
PE Pipe 82mm Ø, 2.8-6.7mm wall thickness	82mm	
PE Pipe 90mm Ø, 2.7-10mm wall thickness	90mm	
PE Pipe 100mm Ø, 2.7-10mm wall thickness	100mm	
PE Pipe 110mm Ø, 2.7-10mm wall thickness	110mm	
PE Pipe 125mm Ø, 3.1mm wall thickness	125mm	
PE Pipe 140mm Ø, 3.9-5.8mm wall thickness	140mm	
PE Pipe 160mm Ø, 4.9-9.5mm wall thickness	160mm	



Solutions

Form-ULID-006104 V10.0

Appendix UL-EU CERTIFICATE UL-EU-00771-EN

Double Layer Stopseal Fire Batt 50mm, Insulated Plastic Pipes

Max Aperture 730mm Wide x 1200mm High (Penetrations positioned as per option 1 or 2 below, 100mm distance between services and 50mm to edge of seal)		
		Key 1. Supporting construction 2. Pyrocoustic Sealant 3. Stopseal Batt 4. PipeBloc EL / PipeBloc PWP 5. Insulation 6. Penetration Service
Service(s)	PipeBloc EL / PipeBloc PWP Ref	Classification
PVC Pipe 40mm Ø, 1.9mm wall thickness. 25 mm thick Kingspan Kooltherm FM ³ insulation (C/S)	3 x 2mm thickness	E 120 U/C EI 90 U/C
PVC Pipe 40mm Ø, 3mm wall thickness. 15 mm thick Kingspan Kooltherm FM ³ insulation (C/S)	3 x 2mm thickness	
PVC Pipe 110mm Ø, 4.2mm wall thickness. 25 mm thick Kingspan Kooltherm FM ³ insulation (C/S)	5 x 2mm thickness	EI 120 U/C
PVC Pipe 110mm Ø, 6.6mm wall thickness. 20 mm thick Kingspan Kooltherm FM ³ insulation (C/S)	5 x 2mm thickness	E 120 U/C EI 90 U/C
PVC Pipe 40mm Ø, 1.9mm wall thickness. 32 mm thick Armacell Armaflex Class O ² (C/S)	3 x 2mm thickness	E 120 U/C EI 90 U/C
PVC Pipe 40mm Ø, 3mm wall thickness. 9 mm thick Armacell Armaflex Class O ² (C/S)	3 x 2mm thickness	
PVC Pipe 110mm Ø, 4.2mm wall thickness. 32 mm thick Armacell Armaflex Class O ² (C/S)	5 x 2mm thickness	EI 120 U/C
PVC Pipe 110mm Ø, 6.6mm wall thickness. 13 mm thick Armacell Armaflex Class O ² (C/S)	5 x 2mm thickness	E 120 U/C EI 90 U/C

¹PipeBloc EL / PipeBloc PWP secured internally within both faces of the Stopseal Fire Batt

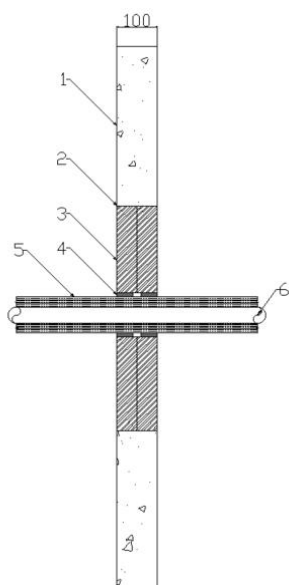
²Or equivalent elastomeric pipe insulation classified BL – s2, d0 or better to EN 13501-1

³Or equivalent Phenolic foam pipe insulation classified BL – s1, d0 or better to EN 13501-1

Appendix UL-EU CERTIFICATE UL-EU-00771-EN

Max Aperture 2600mm Wide x 2600mm High

(Penetrations positioned as per option 1 or 2 below, 100mm distance between services and 50mm to edge of seal)



Key

1. Supporting construction
2. Pyrocoustic Sealant
3. Stopseal Batt
4. PipeBloc EL / PipeBloc PWP
5. Insulation
6. Penetration Service

Service(s)	PipeBloc EL / PipeBloc PWP Ref	Classification
PVC Pipe 40mm Ø, 1.9mm wall thickness. 25 mm thick Kingspan Kooltherm FM ³ insulation ³ (C/S)	3 x 2mm thickness	EI 60 U/C
PVC Pipe 40mm Ø, 3mm wall thickness. 15 mm thick Kingspan Kooltherm FM ³ insulation (C/S)	3 x 2mm thickness	
PVC Pipe 110mm Ø, 4.2mm wall thickness. 25 mm thick Kingspan Kooltherm FM ³ insulation (C/S)	5 x 2mm thickness	EI 60 U/C
PVC Pipe 110mm Ø, 6.6mm wall thickness. 20 mm thick Kingspan Kooltherm FM ³ insulation (C/S)	5 x 2mm thickness	EI 60 U/C
PVC Pipe 40mm Ø, 1.9mm wall thickness. 32 mm thick Armacell Armaflex Class O ² (C/S)	3 x 2mm thickness	EI 60 U/C
PVC Pipe 40mm Ø, 3mm wall thickness. 9 mm thick Armacell Armaflex Class O ² (C/S)	3 x 2mm thickness	
PVC Pipe 110mm Ø, 4.2mm wall thickness. 32 mm thick Armacell Armaflex Class O ² (C/S)	5 x 2mm thickness	EI 60 U/C
PVC Pipe 110mm Ø, 6.6mm wall thickness. 13 mm thick Armacell Armaflex Class O ² (C/S)	5 x 2mm thickness	EI 60 U/C

¹PipeBloc EL / PipeBloc PWP secured internally within both faces of the Stopseal Fire Batt

²Or equivalent elastomeric pipe insulation classified BL – s2, d0 or better to EN 13501-1

³Or equivalent Phenolic foam pipe insulation classified BL – s1, d0 or better to EN 13501-1



Appendix UL-EU CERTIFICATE UL-EU-00771-EN

Single Layer Pattress, Stopseal Fire Batt 50mm, Electrical Cables and Conduits

Max Aperture 750mm Wide x 1200mm High	
	<p>Key</p> <ol style="list-style-type: none"> 1. Supporting construction 2. Pyrocoustic Sealant 3. Stopseal Batt 4. Insulation 5. Penetration Service
Service(s)	Classification
² Electrical cables up to 80mm Ø	EI 120
² Cable Trays and Ladders	
² 100 mm diameter bundle telecommunication cable type "F"	
² Unsheathed electrical cables up to 24mm Ø	
² Steel or Copper Conduits up to 16mm Ø	
² Plastic conduits up to 16mm Ø	

¹Pattress installation of Stopseal Coated Batt. The Batts are installed in horizontal rows and fixed in minimum two vertical edges. Overlap of batts to substrate min 100mm. Batts mechanically fixed to substrate with min 6mm x 80mm steel screws and steel retaining washer. Fixings installed at max 300mm centres

²Cables and cable trays wrapped with a single layer of 40mm thick, 40kg/m³ Stonewool (L/I 300mm)



Solutions

Form-ULID-006104 V10.0

Appendix UL-EU CERTIFICATE UL-EU-00771-EN

Max Aperture 2600mm Wide x 2600mm High	
	Key 1. Supporting construction 2. Pyrocoustic Sealant 3. Stopseal Batt 4. Insulation 5. Penetration Service
Service(s)	Classification
² Electrical cables up to 80mm Ø	EI 60
² Cable Trays and Ladders	
² 100 mm diameter bundle telecommunication cable type "F"	
² Unsheathed electrical cables up to 24mm Ø	
² Steel or Copper Conduits up to 16mm Ø	
² Plastic conduits up to 16mm Ø	

¹Pattress installation of Stopseal Coated Batt. The Batts are installed in horizontal rows and fixed in minimum two vertical edges. Overlap of batts to substrate min 100mm. Batts mechanically fixed to substrate with min 6mm x 80mm steel screws and steel retaining washer. Fixings installed at max 300mm centres

²Cables and cable trays wrapped with a single layer of 40mm thick, 40kg/m³ Stonewool (L/I 300mm)

Appendix UL-EU CERTIFICATE UL-EU-00771-EN

Single Layer Pattress, Stopseal Fire Batt 50mm, Insulated Metallic Pipes

Max Aperture 750mm Wide x 1200mm High	
	Key 1. Supporting construction 2. Pyrocoustic Sealant 3. Stopseal Batt 4. PipeBloc EL / PipeBloc PWP 5. Insulation 6. Penetration Service
Service(s)	Classification
² Steel or Copper Pipe 42-159mm Ø, 1.2mm – 14.2mm wall thickness. 13-25mm thick K Flex ST Insulation ³ (C/S)	E 120 C/U EI 60 C/U
² Steel or Copper Pipe 42-159mm Ø, 1.2 – 14.2mm wall thickness. 25mm thick K Flex ST insulation ³ (C/S)	E 120 C/U EI 90 C/U
² Steel or Copper Pipe 42mm Ø, 1 – 14.2mm wall thickness. 25-13mm thick K Flex ST insulation ³ (C/S)	EI 120 C/U
² Steel or Copper Pipe 42-108mm Ø, 1.2 – 14.2mm wall thickness. 25 -40mm thick Kingspan Kooltherm FM insulation ⁴ (C/S)	E 120 C/U EI 90 C/U
² Steel or Copper Pipe 42mm Ø, 1–14.2mm wall thickness. 25 -40mm thick Kingspan Kooltherm FM insulation ⁴ (C/S)	EI 120 C/U
² Steel or Copper Pipe 42mm Ø, 1.2–14.2mm wall thickness. 50mm thick glassfibre insulation min. 30kg/m ³ (C/S)	E 120 C/U EI 90 C/U

¹Pattress installation of Stopseal Coated Batt. The Batts are installed in horizontal rows and fixed in minimum two vertical edges. Overlap of batts to substrate min 100mm. Batts mechanically fixed to substrate with min 6mm x 80mm steel screws and steel retaining washer. Fixings installed at max 300mm centres.

²2 x 2mm thick layers of PipeBloc EL / PipeBloc PWP installed both sides of the substrate within the pattress installation

³Or equivalent elastomeric pipe insulation classified BL – s2, d0 or better to EN 13501-1

⁴Or equivalent Phenolic foam pipe insulation classified BL – s1, d0 or better to EN 13501-1

Appendix UL-EU CERTIFICATE UL-EU-00771-EN

Max Aperture 2600mm Wide x 2600mm High	
	Key 1. Supporting construction 2. Pyrocoustic Sealant 3. Stopseal Batt 4. PipeBloc EL / PipeBloc PWP 5. Insulation 6. Penetration Service
Service(s)	Classification
² Steel or Copper Pipe 42-159mm Ø, 1.2mm – 14.2mm wall thickness. 13-25mm thick K Flex ST ³ Insulation (C/S)	EI 60 C/U
² Steel or Copper Pipe 42-159mm Ø, 1.2 – 14.2mm wall thickness. 25mm thick K Flex ST ³ insulation (C/S)	
² Steel or Copper Pipe 42mm Ø, 1 – 14.2mm wall thickness. 25-13mm thick K Flex ST ³ insulation (C/S)	
² Steel or Copper Pipe 42-108mm Ø, 1.2 – 14.2mm wall thickness. 25 -40mm thick Kingspan Kooltherm FM ⁴ insulation (C/S)	
² Steel or Copper Pipe 42mm Ø, 1–14.2mm wall thickness. 25 -40mm thick Kingspan Kooltherm FM ⁴ insulation (C/S)	
² Steel or Copper Pipe 42mm Ø, 1.2–14.2mm wall thickness. 50mm thick glassfibre insulation min. 30kg/m ³ (C/S)	

¹Pattress installation of Stopseal Coated Batt. The Batts are installed in horizontal rows and fixed in minimum two vertical edges. Overlap of batts to substrate min 100mm. Batts mechanically fixed to substrate with min 6mm x 80mm steel screws and steel retaining washer. Fixings installed at max 300mm centres.

²2 x 2mm thick layers of PipeBloc EL / PipeBloc PWP installed both sides of the substrate within the pattress installation

³Or equivalent elastomeric pipe insulation classified BL – s2, d0 or better to EN 13501-1

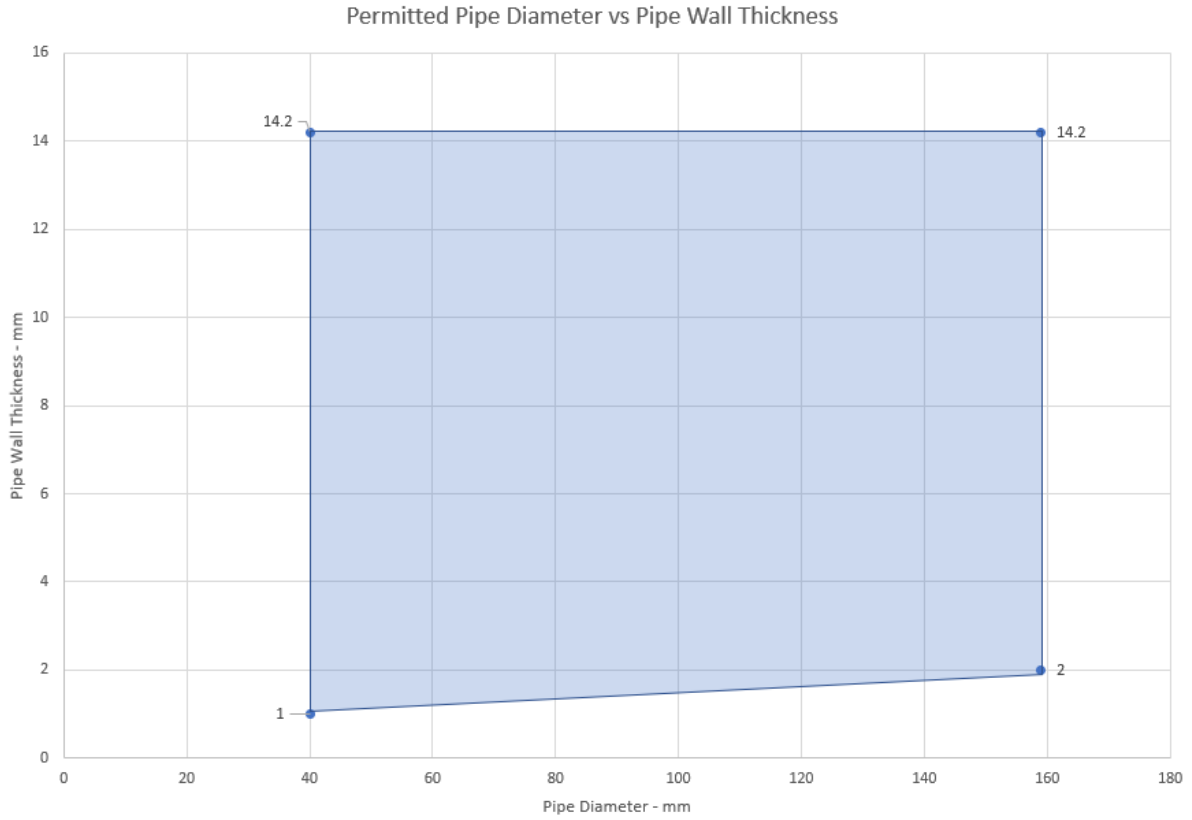
⁴Or equivalent Phenolic foam pipe insulation classified BL – s1, d0 or better to EN 13501-1

Appendix UL-EU CERTIFICATE UL-EU-00771-EN

Max Aperture 750mm Wide x 1200mm High	
	Key 1. Supporting construction 2. Pyrocoustic Sealant 3. Stopseal Batt 4. Insulation 5. Penetration Service
Service(s)	Classification
Steel or Copper Pipe 42-159mm Ø, 1.0mm – 14.2mm wall thickness (see graph below). 25mm thick foil faced glassfibre insulation min. 30kg/m ³ (C/S)	E 120 C/U EI 90 C/U
Steel or Copper Pipe 42mm Ø, 1mm – 14.2mm wall thickness. 25mm thick foil faced glassfibre insulation min. 30kg/m ³ (C/S)	EI 120 C/U

¹Pattress installation of Stopseal Coated Batt. The Batts are installed in horizontal rows and fixed in minimum two vertical edges. Overlap of batts to substrate min 100mm. Batts mechanically fixed to substrate with min 6mm x 80mm steel screws and steel retaining washer. Fixings installed at max 300mm centres.

Appendix UL-EU CERTIFICATE UL-EU-00771-EN

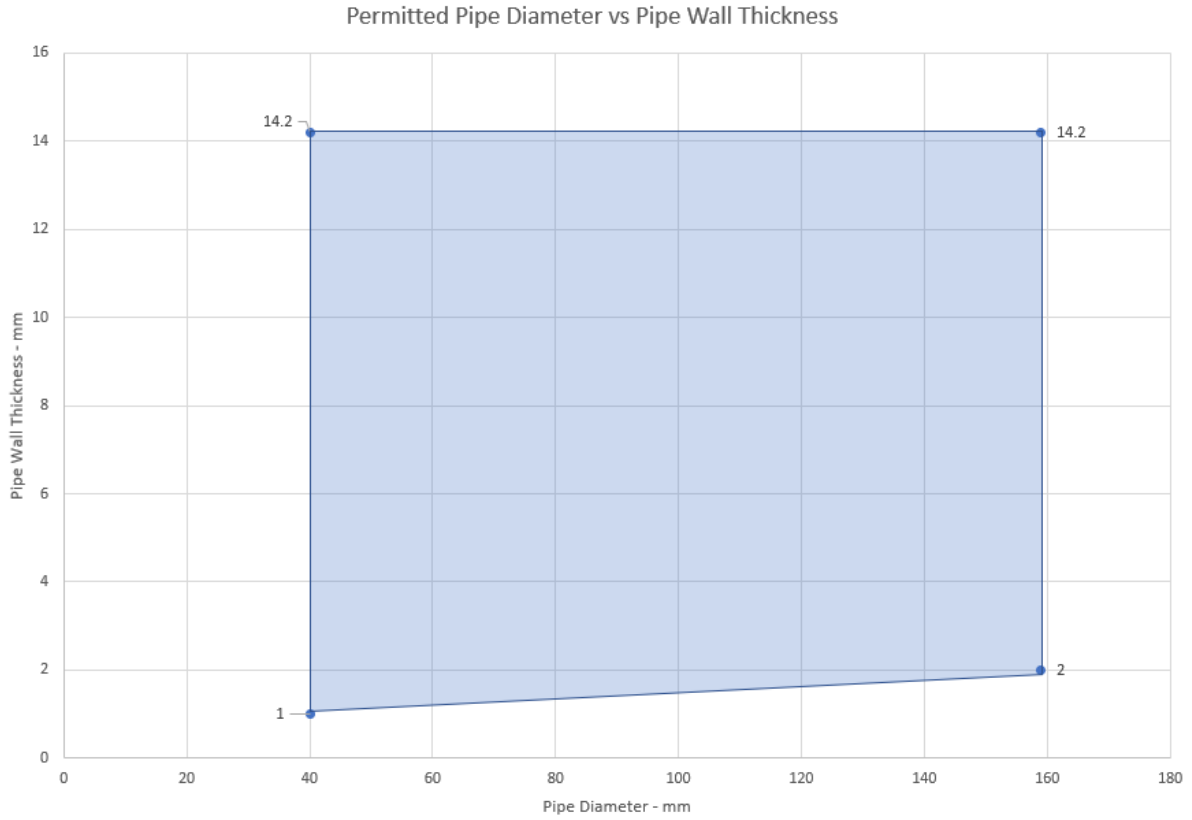


Appendix UL-EU CERTIFICATE UL-EU-00771-EN

Max Aperture 2600mm Wide x 2600mm High	
	Key 1. Supporting construction 2. Pyrocoustic Sealant 3. Stopseal Batt 4. Insulation 5. Penetration Service
Service(s)	Classification
Steel or Copper Pipe 42-159mm Ø, 1.0mm – 14.2mm wall thickness (see graph below). 25mm thick foil faced glassfibre insulation min. 30kg/m ³ (C/S)	EI 60 C/U
Steel or Copper Pipe 42mm Ø, 1mm – 14.2mm wall thickness. 25mm thick foil faced glassfibre insulation min. 30kg/m ³ (C/S)	EI 60 C/U

¹Pattern installation of Stopseal Coated Batt. The Batts are installed in horizontal rows and fixed in minimum two vertical edges. Overlap of batts to substrate min 100mm. Batts mechanically fixed to substrate with min 6mm x 80mm steel screws and steel retaining washer. Fixings installed at max 300mm centres.

Appendix UL-EU CERTIFICATE UL-EU-00771-EN



Appendix UL-EU CERTIFICATE UL-EU-00771-EN

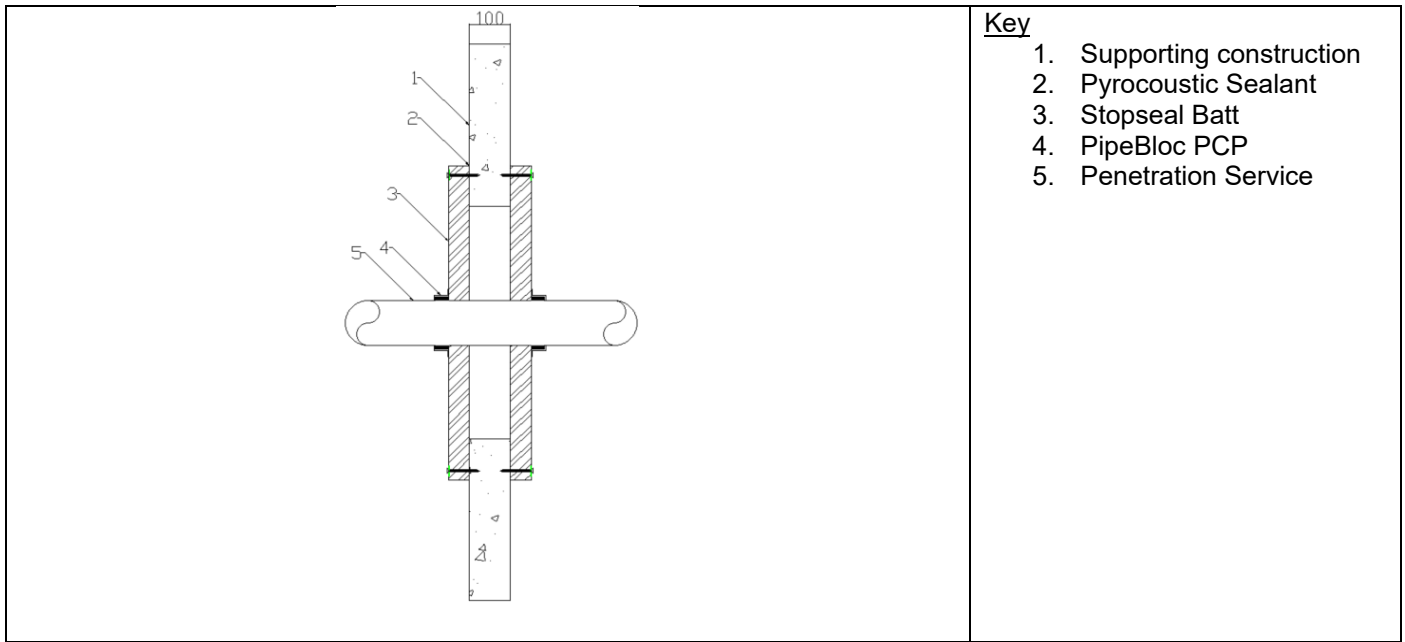
Single Layer Pattress, Stopseal Fire Batt 50mm, Plastic Pipes

Max Aperture 730mm Wide x 1200mm High (Penetrations positioned as per option 1 or 2 below, 0mm distance between services and 50mm to edge of seal)		
	Key 1. Supporting construction 2. Pyrocoustic Sealant 3. Stopseal Batt 4. PipeBloc PCP 5. Penetration Service	
Service(s)	PipeBloc PCP Ref	Classification
PVC Pipe 32mm Ø, 1.8mm wall thickness	32mm	EI 120 U/C
PVC Pipe 40mm Ø, 1.8mm wall thickness	40mm	
PVC Pipe 50mm Ø, 1.8mm wall thickness	50mm	
PVC Pipe 55mm Ø, 1.8-2.3mm wall thickness	55mm	
PVC Pipe 63mm Ø, 2.3-3mm wall thickness	63mm	
PVC Pipe 75mm Ø, 3.1-4.8mm wall thickness	75mm	
PVC Pipe 82mm Ø, 3.1-4.8mm wall thickness	82mm	
PVC Pipe 90mm Ø, 4.2-7.4mm wall thickness	90mm	
PVC Pipe 100mm Ø, 4.2-7.4mm wall thickness	100mm	
PVC Pipe 110mm Ø, 4.2-7.4mm wall thickness	110mm	
PVC Pipe 125mm Ø, 6mm wall thickness	125mm	
PVC Pipe 140mm Ø, 6.1-7.5mm wall thickness	140mm	
PVC Pipe 160mm Ø, 6.2-9.5mm wall thickness	160mm	

¹Pattress installation of Stopseal Coated Batt. The Batts are installed in horizontal rows and fixed in minimum two vertical edges. Overlap of batts to substrate min 100mm. Batts mechanically fixed to substrate with min 6mm x 80mm steel screws and steel retaining washer. Fixings installed at max 300mm centres. Collars secured both faces of the substrate utilising 80mm long pig tail screw through to the Stopseal Fire Batt

Max Aperture 2600mm Wide x 2600mm High (Penetrations positioned as per option 1 or 2 below, 0mm distance between services and 50mm to edge of seal)

Appendix UL-EU CERTIFICATE UL-EU-00771-EN



- Key**
1. Supporting construction
 2. Pyrocoustic Sealant
 3. Stopseal Batt
 4. PipeBloc PCP
 5. Penetration Service

Service(s)	PipeBloc PCP Ref	Classification
PVC Pipe 32mm Ø, 1.8mm wall thickness	32mm	EI 60 U/C
PVC Pipe 40mm Ø, 1.8mm wall thickness	40mm	
PVC Pipe 50mm Ø, 1.8mm wall thickness	50mm	
PVC Pipe 55mm Ø, 1.8-2.3mm wall thickness	55mm	
PVC Pipe 63mm Ø, 2.3-3mm wall thickness	63mm	
PVC Pipe 75mm Ø, 3.1-4.8mm wall thickness	75mm	
PVC Pipe 82mm Ø, 3.1-4.8mm wall thickness	82mm	
PVC Pipe 90mm Ø, 4.2-7.4mm wall thickness	90mm	
PVC Pipe 100mm Ø, 4.2-7.4mm wall thickness	100mm	
PVC Pipe 110mm Ø, 4.2-7.4mm wall thickness	110mm	
PVC Pipe 125mm Ø, 6mm wall thickness	125mm	
PVC Pipe 140mm Ø, 6.1-7.5mm wall thickness	140mm	
PVC Pipe 160mm Ø, 6.2-9.5mm wall thickness	160mm	

¹Patress installation of Stopseal Coated Batt. The Batts are installed in horizontal rows and fixed in minimum two vertical edges. Overlap of batts to substrate min 100mm. Batts mechanically fixed to substrate with min 6mm x 80mm steel screws and steel retaining washer. Fixings installed at max 300mm centres. Collars secured both faces of the substrate utilising 80mm long pig tail screw through to the Stopseal Fire Batt

Max Aperture 730mm Wide x 1200mm High
(Penetrations positioned as per option 1 or 2 below, 0mm distance between services and 50mm to edge of seal)



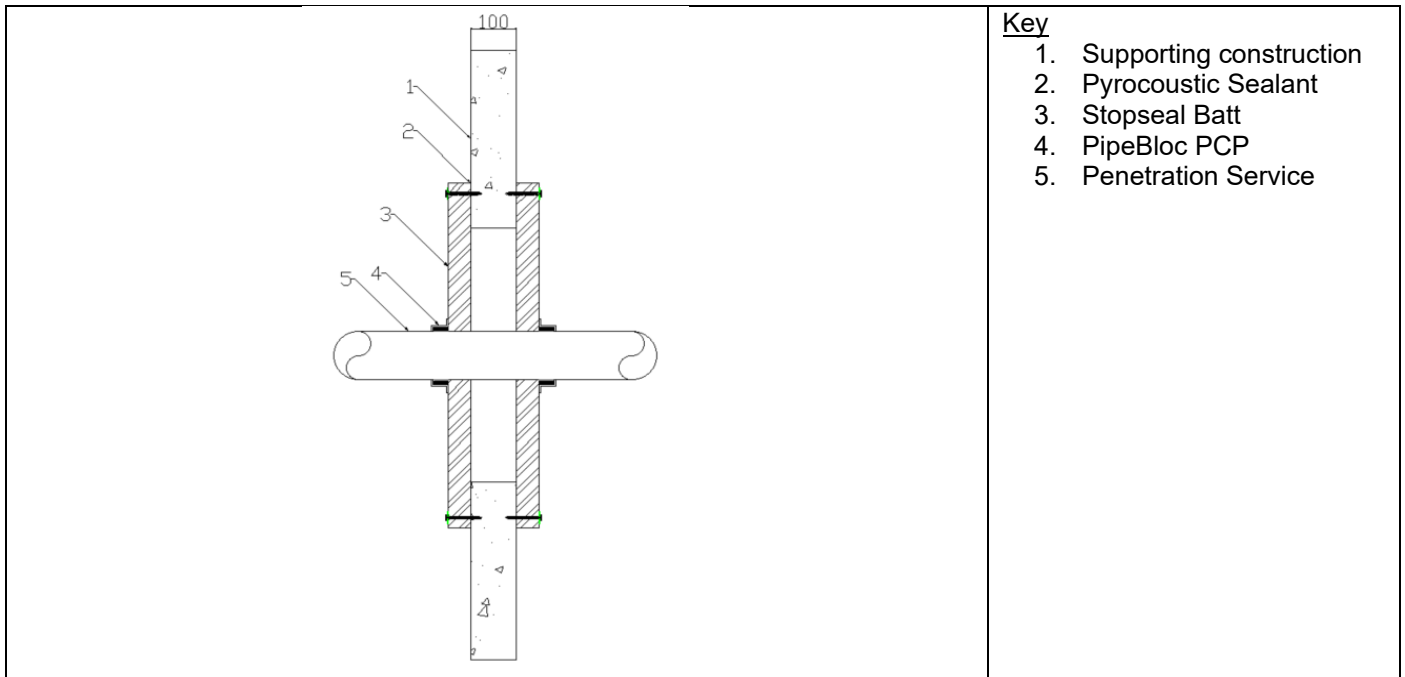
Appendix UL-EU CERTIFICATE UL-EU-00771-EN

		Key 1. Supporting construction 2. Pyrocoustic Sealant 3. Stopseal Batt 4. PipeBloc PCP 5. Penetration Service
Service(s)	PipeBloc PCP Ref	Classification
PP Pipe 32mm Ø, 2.9mm wall thickness	32mm	EI 120 U/C
PP Pipe 40mm Ø, 2.9mm wall thickness	40mm	
PP Pipe 50mm Ø, 2.9mm wall thickness	50mm	
PP Pipe 55mm Ø, 2.9-4.4mm wall thickness	55mm	
PP Pipe 63mm Ø, 2.9-4.4mm wall thickness	63mm	
PP Pipe 75mm Ø, 2.8-6.7mm wall thickness	75mm	
PP Pipe 82mm Ø, 2.8-6.7mm wall thickness	82mm	
PP Pipe 90mm Ø, 2.7-10mm wall thickness	90mm	
PP Pipe 100mm Ø, 2.7-10mm wall thickness	100mm	
PP Pipe 110mm Ø, 2.7-10mm wall thickness	110mm	
PP Pipe 125mm Ø, 3.1mm wall thickness	125mm	
PP Pipe 140mm Ø, 3.5-8mm wall thickness	140mm	
PP Pipe 160mm Ø, 4-14.6mm wall thickness	160mm	

¹Pattern installation of Stopseal Coated Batt. The Batts are installed in horizontal rows and fixed in minimum two vertical edges. Overlap of batts to substrate min 100mm. Batts mechanically fixed to substrate with min 6mm x 80mm steel screws and steel retaining washer. Fixings installed at max 300mm centres. Collars secured both faces of the substrate utilising 80mm long pig tail screw through to the Stopseal Fire Batt

Max Aperture 2600mm Wide x 2600mm High
 (Penetrations positioned as per option 1 or 2 below, 0mm distance between services and 50mm to edge of seal)

Appendix UL-EU CERTIFICATE UL-EU-00771-EN



- Key**
1. Supporting construction
 2. Pyrocoustic Sealant
 3. Stopseal Batt
 4. PipeBloc PCP
 5. Penetration Service

Service(s)	PipeBloc PCP Ref	Classification
PP Pipe 32mm Ø, 2.9mm wall thickness	32mm	EI 60 U/C
PP Pipe 40mm Ø, 2.9mm wall thickness	40mm	
PP Pipe 50mm Ø, 2.9mm wall thickness	50mm	
PP Pipe 55mm Ø, 2.9-4.4mm wall thickness	55mm	
PP Pipe 63mm Ø, 2.9-4.4mm wall thickness	63mm	
PP Pipe 75mm Ø, 2.8-6.7mm wall thickness	75mm	
PP Pipe 82mm Ø, 2.8-6.7mm wall thickness	82mm	
PP Pipe 90mm Ø, 2.7-10mm wall thickness	90mm	
PP Pipe 100mm Ø, 2.7-10mm wall thickness	100mm	
PP Pipe 110mm Ø, 2.7-10mm wall thickness	110mm	
PP Pipe 125mm Ø, 3.1mm wall thickness	125mm	
PP Pipe 140mm Ø, 3.5-8mm wall thickness	140mm	
PP Pipe 160mm Ø, 4-14.6mm wall thickness	160mm	

¹Pattress installation of Stopseal Coated Batt. The Batts are installed in horizontal rows and fixed in minimum two vertical edges. Overlap of batts to substrate min 100mm. Batts mechanically fixed to substrate with min 6mm x 80mm steel screws and steel retaining washer. Fixings installed at max 300mm centres. Collars secured both faces of the substrate utilising 80mm long pig tail screw through to the Stopseal Fire Batt

Appendix UL-EU CERTIFICATE UL-EU-00771-EN

Max Aperture 730mm Wide x 1200mm High (Penetrations positioned as per option 1 or 2 below, 0mm distance between services and 50mm to edge of seal)		
	Key 1. Supporting construction 2. Pyrocoustic Sealant 3. Stopseal Batt 4. PipeBloc PCP 5. Penetration Service	
Service(s)	PipeBloc PCP Ref	Classification
PE Pipe 32mm Ø, 2.9mm wall thickness	32mm	EI 120 U/C
PE Pipe 40mm Ø, 2.9mm wall thickness	40mm	
PE Pipe 50mm Ø, 2.9mm wall thickness	50mm	
PE Pipe 55mm Ø, 2.9-4.4mm wall thickness	55mm	
PE Pipe 63mm Ø, 2.9-4.4mm wall thickness	63mm	
PE Pipe 75mm Ø, 2.8-6.7mm wall thickness	75mm	
PE Pipe 82mm Ø, 2.8-6.7mm wall thickness	82mm	
PE Pipe 90mm Ø, 2.7-10mm wall thickness	90mm	
PE Pipe 100mm Ø, 2.7-10mm wall thickness	100mm	
PE Pipe 110mm Ø, 2.7-10mm wall thickness	110mm	
PE Pipe 125mm Ø, 3.1mm wall thickness	125mm	
PE Pipe 140mm Ø, 3.9-5.8mm wall thickness	140mm	
PE Pipe 160mm Ø, 4.9-9.5mm wall thickness	160mm	

¹Pattress installation of Stopseal Coated Batt. The Batts are installed in horizontal rows and fixed in minimum two vertical edges. Overlap of batts to substrate min 100mm. Batts mechanically fixed to substrate with min 6mm x 80mm steel screws and steel retaining washer. Fixings installed at max 300mm centres. Collars secured both faces of the substrate utilising 80mm long pig tail screw through to the Stopseal Fire Batt

Max Aperture 2600mm Wide x 2600mm High (Penetrations positioned as per option 1 or 2 below, 0mm distance between services and 50mm to edge of seal)	
---	--



Appendix UL-EU CERTIFICATE UL-EU-00771-EN

		Key 1. Supporting construction 2. Pyrocoustic Sealant 3. Stopseal Batt 4. PipeBloc PCP 5. Penetration Service
Service(s)	PipeBloc PCP Ref	Classification
PE Pipe 32mm Ø, 2.9mm wall thickness	32mm	EI 60 U/C
PE Pipe 40mm Ø, 2.9mm wall thickness	40mm	
PE Pipe 50mm Ø, 2.9mm wall thickness	50mm	
PE Pipe 55mm Ø, 2.9-4.4mm wall thickness	55mm	
PE Pipe 63mm Ø, 2.9-4.4mm wall thickness	63mm	
PE Pipe 75mm Ø, 2.8-6.7mm wall thickness	75mm	
PE Pipe 82mm Ø, 2.8-6.7mm wall thickness	82mm	
PE Pipe 90mm Ø, 2.7-10mm wall thickness	90mm	
PE Pipe 100mm Ø, 2.7-10mm wall thickness	100mm	
PE Pipe 110mm Ø, 2.7-10mm wall thickness	110mm	
PE Pipe 125mm Ø, 3.1mm wall thickness	125mm	
PE Pipe 140mm Ø, 3.9-5.8mm wall thickness	140mm	
PE Pipe 160mm Ø, 4.9-9.5mm wall thickness	160mm	

¹Pattern installation of Stopseal Coated Batt. The Batts are installed in horizontal rows and fixed in minimum two vertical edges. Overlap of batts to substrate min 100mm. Batts mechanically fixed to substrate with min 6mm x 80mm steel screws and steel retaining washer. Fixings installed at max 300mm centres. Collars secured both faces of the substrate utilising 80mm long pig tail screw through to the Stopseal Fire Batt

Max Aperture 2600mm Wide x 2600mm High

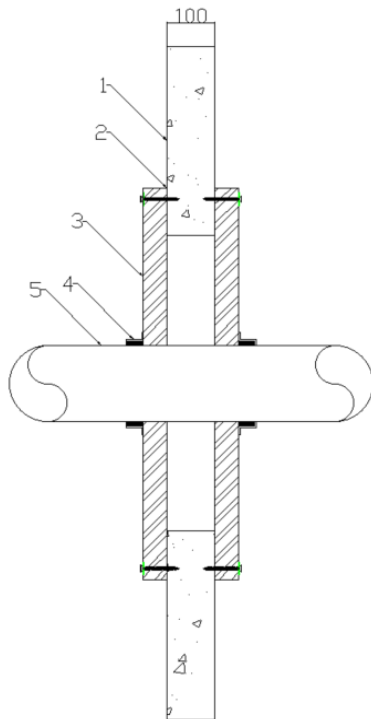


Solutions

Form-ULID-006104 V10.0

Appendix UL-EU CERTIFICATE UL-EU-00771-EN

(Penetrations positioned as per option 1 or 2 below, 0mm distance between services and 50mm to edge of seal)



Key

1. Supporting construction
2. Pyrocoustic Sealant
3. Stopseal Batt
4. PipeBloc PCP
5. Penetration Service

Scope and Classifications as below

Intumescent Thickness	
Pipe Diameter	Intumescent Material
ø 32 mm - ø 50 mm	40 mm (W) x 2 mm (T)
ø 51 mm - ø 82 mm	40 mm (W) x 4 mm (T)
ø 83 mm - ø 115 mm	40 mm (W) x 6 mm (T)
ø 116 mm - ø 160 mm	40 mm (W) x 8 mm (T)
ø 161 mm - ø 200 mm	40 mm (W) x 10 mm (T)
ø 201 mm - ø 250 mm	40 mm (W) x 12 mm (T)

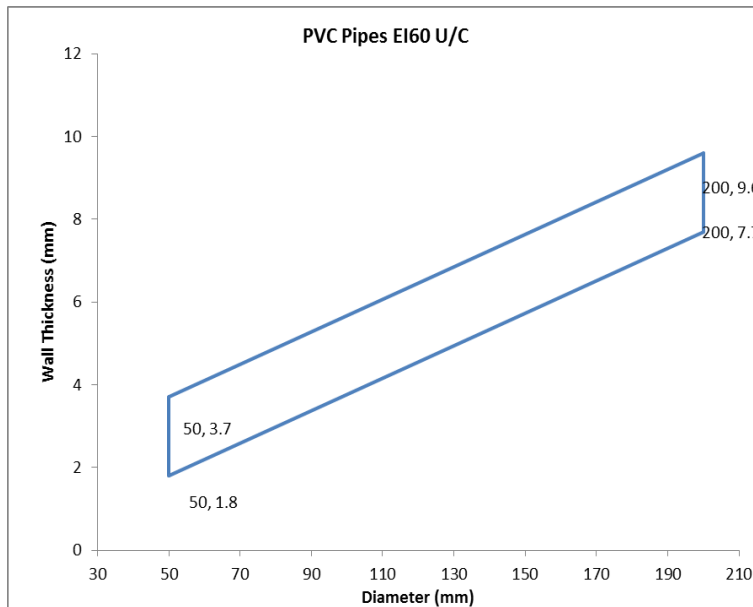
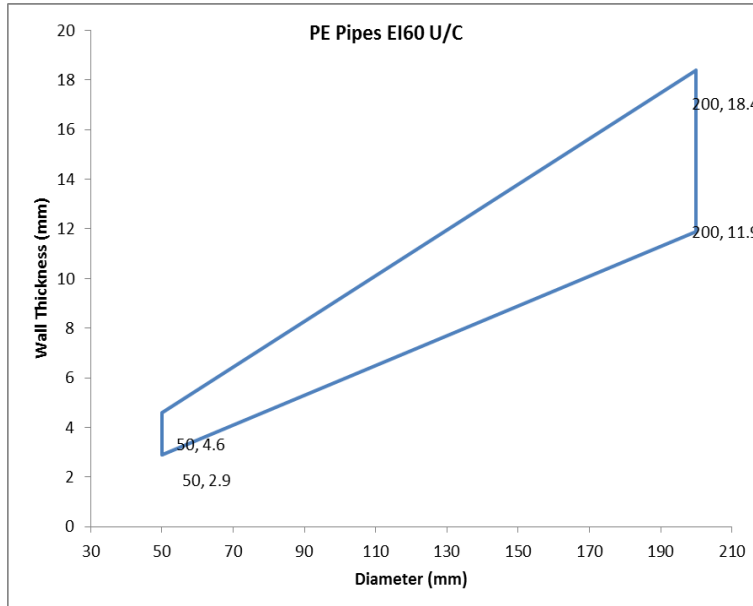
¹Pattern installation of Stopseal Coated Batt. The Batts are installed in horizontal rows and fixed in minimum two vertical edges. Overlap of batts to substrate min 100mm. Batts mechanically fixed to substrate with min 6mm x 80mm steel screws and steel retaining washer. Fixings installed at max 300mm centres. Collars secured both faces of the substrate utilising 80mm long pig tail screw through to the Stopseal Fire Batt



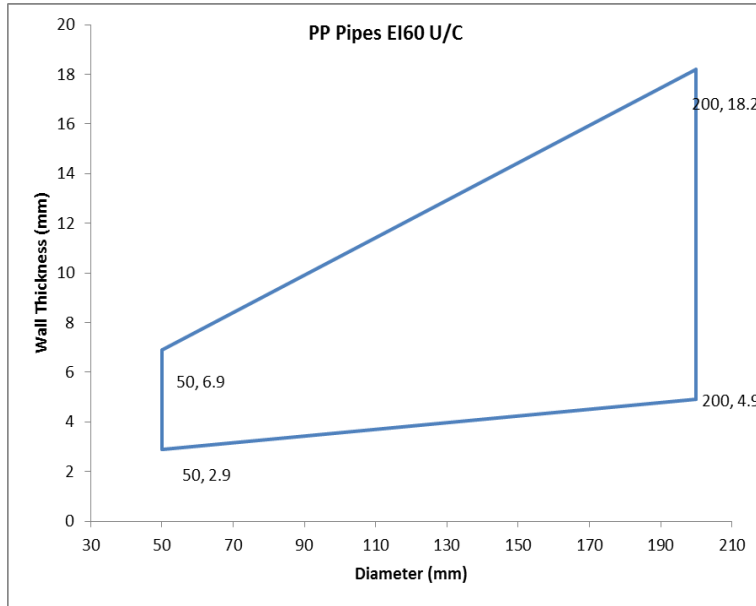
Solutions

Form-ULID-006104 V10.0

Appendix UL-EU CERTIFICATE UL-EU-00771-EN



Appendix UL-EU CERTIFICATE UL-EU-00771-EN



Appendix UL-EU CERTIFICATE UL-EU-00771-EN

Rigid Walls Minimum Thickness 150mm

Double Layer, Stopseal Fire Batt 50mm, Electrical Cables

Max Aperture 750mm Wide x 1100mm High	
	<p><u>Key</u></p> <ol style="list-style-type: none"> 1. Supporting construction 2. Pyrocoustic Sealant 3. Stopseal Batt 4. Penetration Service
Service(s)	Classification
Electrical cables up to 0-21mm Ø	E120 EI90
Cable Tray	EI 60



Solutions

Form-ULID-006104 V10.0

Appendix UL-EU CERTIFICATE UL-EU-00771-EN

Single Layer, Stopseal Fire Batt 50mm, Electrical Cables

Max Aperture 750mm Wide x 1100mm High	
	<p>Key</p> <ol style="list-style-type: none"> 1. Supporting construction 2. Pyrocoustic Sealant 3. Stopseal Batt 4. Insulation 5. Penetration Service
Service(s)	Classification
¹ Electrical cables up to 80mm Ø	EI 60
¹ Cable Trays and Ladders	EI 60
¹ 100 mm diameter bundle telecommunication cable type "F"	EI 60
¹ Unsheathed electrical cables up to 24mmØ	EI 60

¹Cables and cable trays wrapped with a single layer of 6mm thick FSi Thermal Defense Wrap (L/I 300mm)

Appendix UL-EU CERTIFICATE UL-EU-00771-EN

Max Aperture 750mm Wide x 1100mm High	
	Key 1. Supporting construction 2. Pyrocoustic Sealant 3. Stopseal Batt 4. Insulation 5. Penetration Service
Penetration Specification	Classification
*500mm perforated cable tray	EI 30
*Electrical cables up to 21mm ø	EI 45
*1 off 'C1' Cable	
*1 off 'C2' Cable	
*1 off 'C3' Cable	

*All cables coated with 2mm DFT PST Coating 300mm along the cables both sides of the seal

Appendix UL-EU CERTIFICATE UL-EU-00771-EN

Single Layer, Stopseal Fire Batt 50mm, Insulated Metallic Pipes

Max Aperture 750mm Wide x 1100mm High	
	Key 1. Supporting construction 2. Pyrocoustic Sealant 3. Stopseal Batt 4. Insulation 5. Penetration Service
Service(s)	Classification
¹ Steel or Copper Pipe 108mm Ø, 1.5mm – 14.2mm Wall Thickness. (C/S) 40mm stone wool insulation (min 140Kg/m ³)	E60 C/U EI45 C/U
Steel or Copper Pipe 42mm Ø, 1.2mm – 14.2mm wall thickness. (L/I 300mm) 40mm stone wool insulation (min 40Kg/m ³)	EI45 C/U
Steel or Copper Pipe 42mm – 159mm Ø, 2mm – 14.2mm wall thickness. (L/I 300mm) 40mm stone wool insulation (min 40Kg/m ³)	E45 C/U EI20 C/U
Steel or Copper Pipe 42mm – 159mm Ø, 2mm – 14.2mm wall thickness. (C/I) 40mm stone wool insulation (min 40Kg/m ³)	E45 C/U EI30 C/U



Solutions

Form-ULID-006104 V10.0

Appendix UL-EU CERTIFICATE UL-EU-00771-EN

Single Layer, Stopseal Fire Batt 50mm, Plastic Pipes

Max Aperture 750mm Wide x 1100mm High	
	Key 1. Supporting construction 2. Pyrocoustic Sealant 3. Stopseal Batt 4. Pyropro HPE 5. Penetration Service
Penetration Specification	Classification
Uponor MLC (Multi-Layer Composite) Pipe 40mm ø 4mm wall thickness	E 45 U/C EI 30 U/C
Uponor MLC (Multi-Layer Composite) Pipe 50mm ø 4.5mm wall thickness	
Uponor MLC (Multi-Layer Composite) Pipe 63mm ø 6mm wall thickness	
Uponor MLC (Multi-Layer Composite) Pipe 75mm ø 7.5mm wall thickness	
Uponor MLC (Multi-Layer Composite) Pipe 90mm ø 8.5mm wall thickness	
Uponor MLC (Multi-Layer Composite) Pipe 110mm ø 10mm wall thickness	

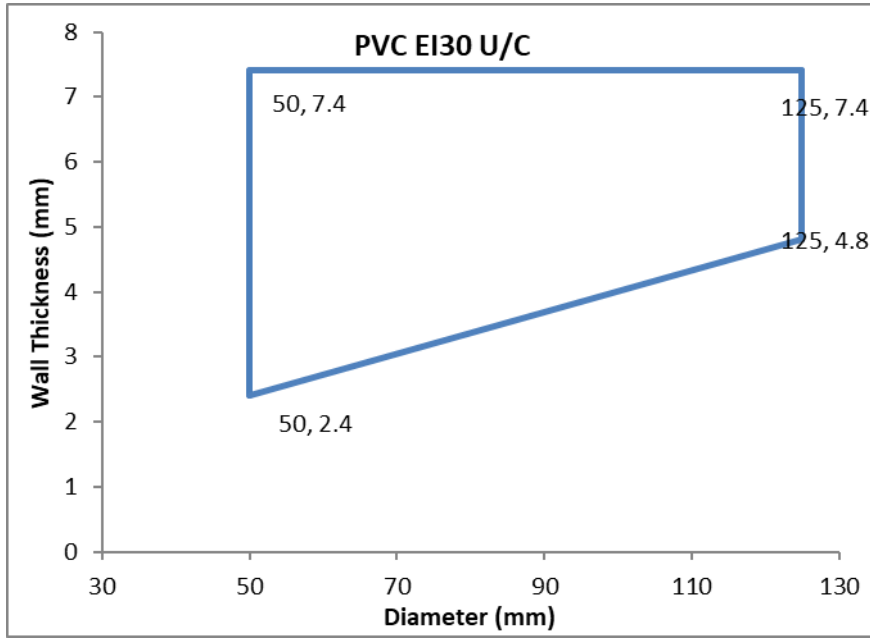
Pyropro HPE 20mm annulus full 50mm depth of the Stopseal Coated Batt

Appendix UL-EU CERTIFICATE UL-EU-00771-EN

Max Aperture 750mm Wide x 1100mm High	
	<p><u>Key</u></p> <ol style="list-style-type: none"> 1. Supporting construction 2. Pyrocoustic Sealant 3. Stopseal Batt 4. Pyropro HPE 5. Penetration Service
Penetration Specification	Classification
PVC Pipe 50mm \varnothing 2.4mm wall thickness	EI45 U/C
Also scope as per graphs below	

Pyropro HPE 20mm annulus full 50mm depth of the Stopseal Coated Batt

Appendix UL-EU CERTIFICATE UL-EU-00771-EN



Appendix UL-EU CERTIFICATE UL-EU-00771-EN

Double Layer, Stopseal Fire Batt 50mm, Electrical Cables

Max Aperture 730mm Wide x 1200mm High	
	<p><u>Key</u></p> <ol style="list-style-type: none"> 1. Supporting construction 2. Pyrocoustic Sealant 3. Stopseal Batt 4. Insulation 5. Penetration Service
Service(s)	Classification
¹ Electrical cables up to 21mm diameter	EI 120
¹ Electrical cables 22mm – 80mm diameter	E 120 EI 90
¹ Cable Trays and Ladders	EI 120
¹ 100 mm diameter bundle telecommunication cable type “F”	EI 120
¹ Unsheathed electrical cables up to 24mm diameter	EI 120

¹Cables and cable trays wrapped with Stone Wool Insulation 45mm thick, 40Kg/m³ (L/I 200mm)

Appendix UL-EU CERTIFICATE UL-EU-00771-EN

Max Aperture 2600mm Wide x 2600mm High	
	<p><u>Key</u></p> <ol style="list-style-type: none"> 1. Supporting construction 2. Pyrocoustic Sealant 3. Stopseal Batt 4. Insulation 5. Penetration Service
Service(s)	Classification
¹ Electrical cables up to 21mm diameter	EI 60
¹ Electrical cables 22mm – 80mm diameter	
¹ Cable Trays and Ladders	
¹ 100 mm diameter bundle telecommunication cable type “F”	
¹ Unsheathed electrical cables up to 24mm diameter	

¹Cables and cable trays wrapped with Stone Wool Insulation 45mm thick, 40Kg/m³ (L/I 200mm)

Appendix UL-EU CERTIFICATE UL-EU-00771-EN

Max Aperture 750mm Wide x 1100mm High	
	<p><u>Key</u></p> <ol style="list-style-type: none"> 1. Supporting construction 2. Pyrocoustic Sealant 3. Stopseal Batt 4. Pyropro HPE 5. PST Coating 6. Penetration Service
Penetration Specification	Classification
*500mm perforated cable tray	E120
*Electrical cables up to 21mm ø	
*1 off 'C1' Cable	
*1 off 'C2' Cable	E120 EI90
*1 off 'C3' Cable	E120

*All cables coated with 2mm DFT PST Coating 300mm along the cables both sides of the seal
 Pyropro HPE 20mm annulus full 50mm depth of the Stopseal Coated Batt

Appendix UL-EU CERTIFICATE UL-EU-00771-EN

Max Aperture 2600mm Wide x 2600mm High	
	Key 1. Supporting construction 2. Pyrocoustic Sealant 3. Stopseal Batt 4. Pyropro HPE 5. PST Coating 6. Penetration Service
Penetration Specification	Classification
*500mm perforated cable tray	EI 60
*Electrical cables up to 21mm ø	
*1 off 'C1' Cable	
*1 off 'C2' Cable	
*1 off 'C3' Cable	

*All cables coated with 2mm DFT PST Coating 300mm along the cables both sides of the seal
 Pyropro HPE 20mm annulus full 50mm depth of the Stopseal Coated Batt

Appendix UL-EU CERTIFICATE UL-EU-00771-EN

Double Layer, Stopseal Fire Batt 50mm, Insulated Metallic Pipes

Max Aperture 730mm Wide x 1200mm High	
<p>Service(s)</p>	<p>Key</p> <ol style="list-style-type: none"> 1. Supporting construction 2. Pyrocoustic Sealant 3. Stopseal Batt 4. Insulation 5. Penetration Service
Penetration Specification	Classification
Steel or Copper Pipe 42mm Ø, 1.2mm – 14.2mm wall thickness. (L/I 300mm) 40mm stone wool insulation (min 40Kg/m ³)	E 120 C/U EI 60 C/U
Steel or Copper Pipe 42mm – 159mm Ø, 2mm – 14.2mm wall thickness. (L/I 300mm) 40mm stone wool insulation (min 40Kg/m ³)	E 120 C/U EI 30 C/U



Solutions

Form-ULID-006104 V10.0

Appendix UL-EU CERTIFICATE UL-EU-00771-EN

Max Aperture 2600mm Wide x 2600mm High	
<p>Service(s)</p>	<p><u>Key</u></p> <ol style="list-style-type: none"> 1. Supporting construction 2. Pyrocoustic Sealant 3. Stopseal Batt 4. Insulation 5. Penetration Service
Penetration Specification	Classification
Steel or Copper Pipe 42mm Ø, 1.2mm – 14.2mm wall thickness. (L/I 300mm) 40mm stone wool insulation (min 40Kg/m ³)	EI 60 C/U
Steel or Copper Pipe 42mm – 159mm Ø, 2mm – 14.2mm wall thickness. (L/I 300mm) 40mm stone wool insulation (min 40Kg/m ³)	E 60 C/U EI 30 C/U

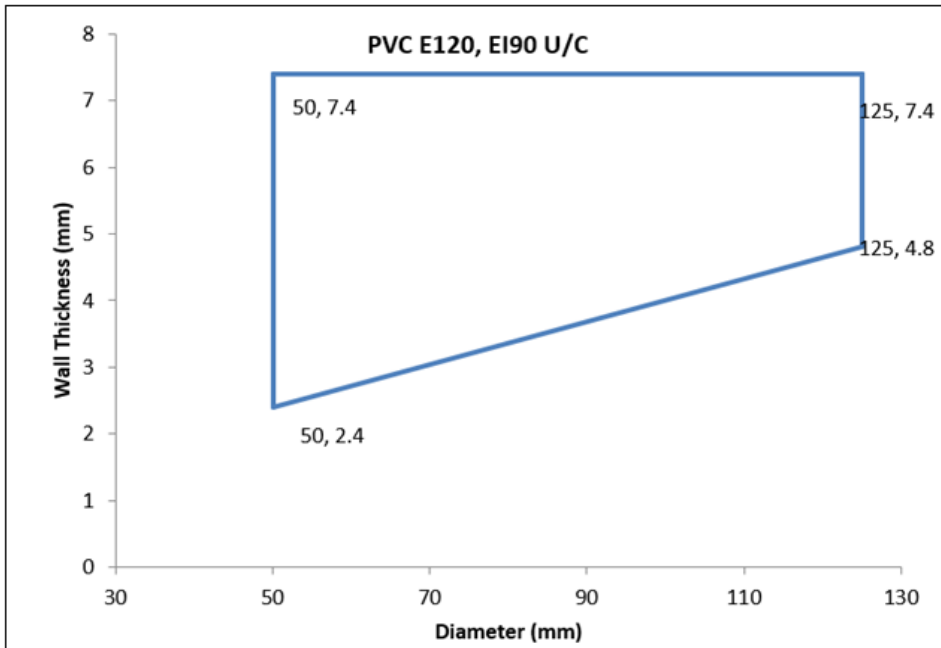
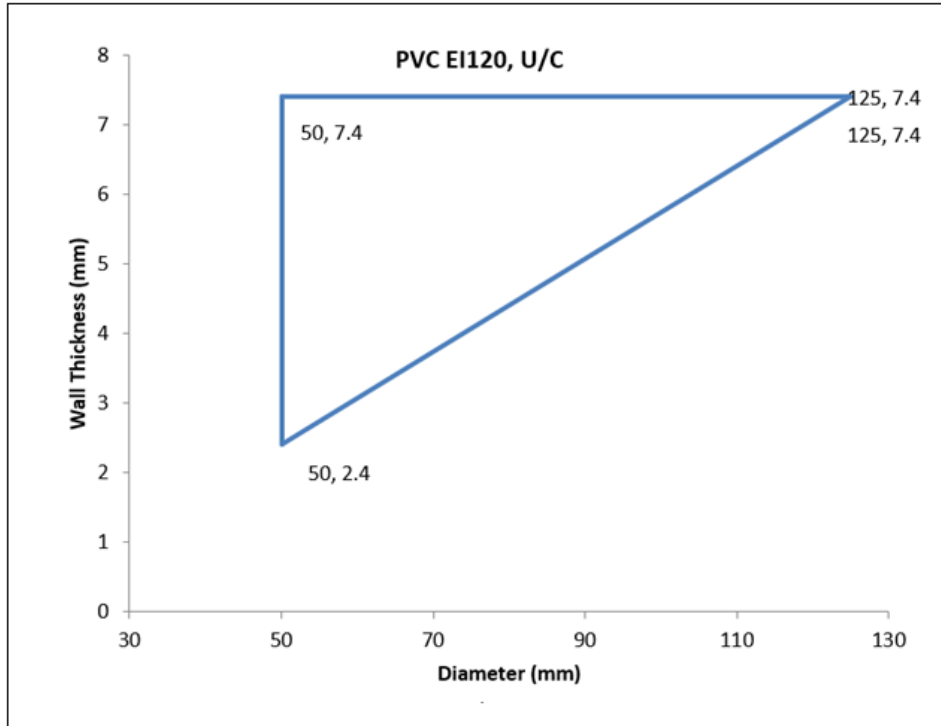


Appendix UL-EU CERTIFICATE UL-EU-00771-EN

Max Aperture 750mm Wide x 1100mm High		
		<p><u>Key</u></p> <ol style="list-style-type: none"> 1. Supporting construction 2. Pyrocoustic Sealant 3. Stopseal Batt 4. Pyropro HPE 5. Penetration Service
Penetration Specification	Pyropro HPE	Classification
Pipe Diameters as below	20mm annulus, 25mm deep both faces of the Stopseal Coated Batt	See graphs below



Appendix UL-EU CERTIFICATE UL-EU-00771-EN

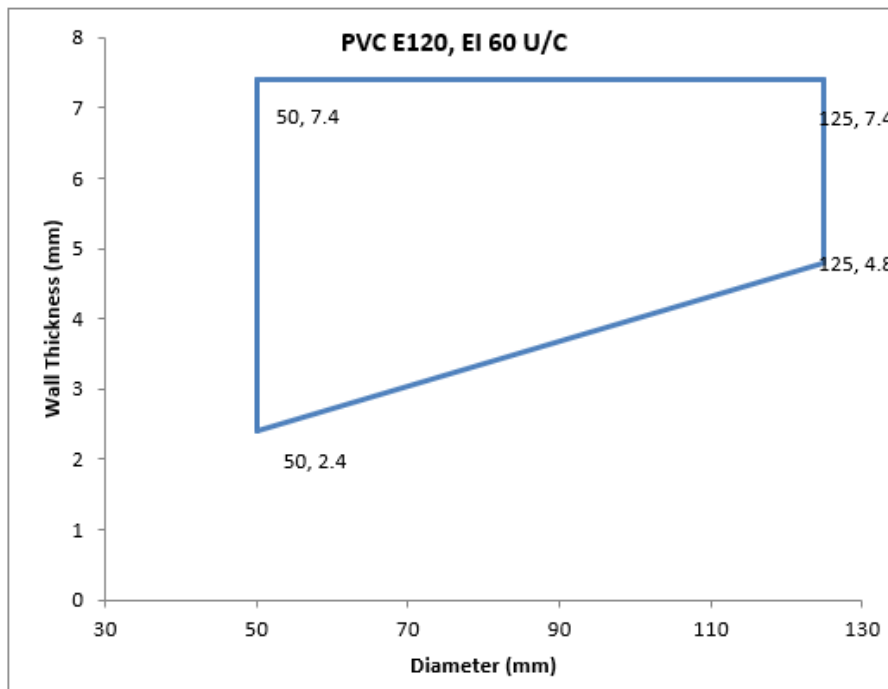
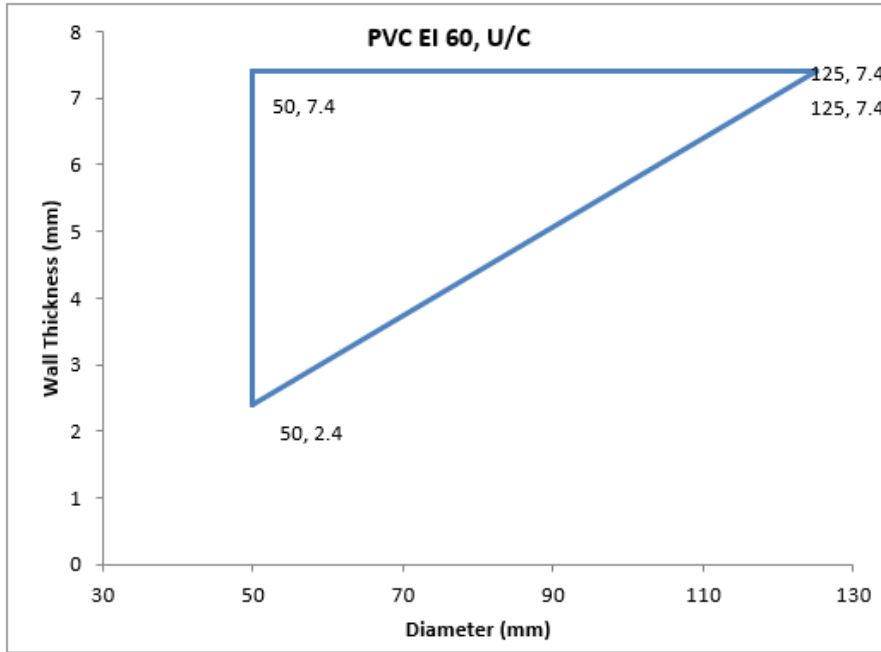


Appendix UL-EU CERTIFICATE UL-EU-00771-EN

Max Aperture 2600mm Wide x 2600mm High		
		Key 1. Supporting construction 2. Pyrocoustic Sealant 3. Stopseal Batt 4. Pyropro HPE 5. Penetration Service
Penetration Specification	Pyropro HPE	Classification
Pipe Diameters as below	20mm annulus, 25mm deep both faces of the Stopseal Coated Batt	EI 60



Appendix UL-EU CERTIFICATE UL-EU-00771-EN



Appendix UL-EU CERTIFICATE UL-EU-00771-EN

Max Aperture 750mm Wide x 1100mm High	
	<p><u>Key</u></p> <ol style="list-style-type: none"> 1. Supporting construction 2. Pyrocoustic Sealant 3. Stopseal Batt 4. Pyropro HPE 5. Penetration Service
Penetration Specification	Classification
Uponor MLC (Multi-Layer Composite) Pipe 40mm \varnothing 4mm wall thickness	EI 120 U/C
Uponor MLC (Multi-Layer Composite) Pipe 50mm \varnothing 4.5mm wall thickness	
Uponor MLC (Multi-Layer Composite) Pipe 63mm \varnothing 6mm wall thickness	
Uponor MLC (Multi-Layer Composite) Pipe 75mm \varnothing 7.5mm wall thickness	
Uponor MLC (Multi-Layer Composite) Pipe 90mm \varnothing 8.5mm wall thickness	
Uponor MLC (Multi-Layer Composite) Pipe 110mm \varnothing 10mm wall thickness	

Pyropro HPE 20mm annulus full 50mm depth of the Stopseal Coated Batt

Appendix UL-EU CERTIFICATE UL-EU-00771-EN

Max Aperture 2600mm Wide x 2600mm High	
	<p><u>Key</u></p> <ol style="list-style-type: none"> 1. Supporting construction 2. Pyrocoustic Sealant 3. Stopseal Batt 4. Pyropro HPE 5. Penetration Service
Penetration Specification	Classification
Uponor MLC (Multi-Layer Composite) Pipe 40mm ø 4mm wall thickness	EI 60 U/C
Uponor MLC (Multi-Layer Composite) Pipe 50mm ø 4.5mm wall thickness	
Uponor MLC (Multi-Layer Composite) Pipe 63mm ø 6mm wall thickness	
Uponor MLC (Multi-Layer Composite) Pipe 75mm ø 7.5mm wall thickness	
Uponor MLC (Multi-Layer Composite) Pipe 90mm ø 8.5mm wall thickness	
Uponor MLC (Multi-Layer Composite) Pipe 110mm ø 10mm wall thickness	

Pyropro HPE 20mm annulus full 50mm depth of the Stopseal Coated Batt

Appendix UL-EU CERTIFICATE UL-EU-00771-EN

Flexible Walls Minimum Thickness 70mm

Single Layer Pattress Stopseal Fire Batt 50mm, Electrical Cables

Max Aperture 570mm Wide x 200mm High	
	<p><u>Key</u></p> <ol style="list-style-type: none"> 1. <u>Supporting Construction</u> 2. <u>Pyrocoustic Sealant</u> 3. <u>Stopseal Batt</u> 4. <u>Service Penetration</u>
Service(s)	Classification
500mm wide x 60mm deep steel cable basket containing 3 x type 'B' cable and 20 x bundle of telecoms cables	EI 90
500mm wide x 60mm deep steel cable tray containing 1 x type 'B' cable, 3 x type 'A1' cable, 3 x type 'A2' cable, and 3 x type 'A3' cable	

¹Pattress installation of Stopseal Coated Batt. The Batts are installed in horizontal rows and fixed on all edges. Overlap of batts to substrate min 50mm. Batts mechanically fixed to substrate with min 6mm x 80mm steel screws and steel retaining washer. Fixings installed at max 300mm centres

Appendix UL-EU CERTIFICATE UL-EU-00771-EN

Single Layer Pattress Stopseal Fire Batt 50mm, Electrical Cables and Conduits

Max Aperture 570mm Wide x 200mm High	
	Key 1. <u>Supporting Construction</u> 2. <u>Pyrocoustic Sealant</u> 3. <u>Stopseal Batt</u> 4. <u>Service Penetration</u>
Service(s)	Classification
20mm diameter Adaptaflex SPL20 flexible conduit	EI 90
20mm diameter Kopex KSU 316 stainless steel flexible conduit	
150mm wide x 60mm deep steel cable tray containing 4 x FP200 Gold (Firealarm cable 7mm diameter red) Cables	E 90 EI 60

¹Pattress installation of Stopseal Coated Batt. The Batts are installed in horizontal rows and fixed on all edges. Overlap of batts to substrate min 50mm. Batts mechanically fixed to substrate with min 6mm x 80mm steel screws and steel retaining washer. Fixings installed at max 300mm centres

Appendix UL-EU CERTIFICATE UL-EU-00771-EN

Flexible Walls Minimum Thickness 75mm

Single Layer Pattress Stopseal Fire Batt 50mm, Electrical Cables

Max Aperture 570mm Wide x 200mm High	
	<p>Key</p> <ol style="list-style-type: none"> 1. Supporting construction 2. Pyrocoustic Sealant 3. Stopseal Batt 4. Penetration Service
Service(s)	Classification
500mm wide x 60mm deep steel cable basket containing 3 x type 'B' cable and 20 x bundle of telecoms cables	EI 90
500mm wide x 60mm deep steel cable tray containing 1 x type 'B' cable, 3 x type 'A1' cable, 3 x type 'A2' cable, and 3 x type 'A3' cable	

¹Pattress installation of Stopseal Coated Batt. The Batts are installed in horizontal rows and fixed in minimum two vertical edges. Overlap of batts to substrate min 50mm. Batts mechanically fixed to substrate with min 6mm x 80mm steel screws and steel retaining washer. Fixings installed at max 300mm centres

Appendix UL-EU CERTIFICATE UL-EU-00771-EN

Single Layer Pattress Stopseal Fire Batt 50mm, Electrical Cables and Conduits

Max Aperture 200mm Wide x 200mm High	
	Key 1. Supporting construction 2. Pyrocoustic Sealant 3. Stopseal Batt 4. Penetration Service
Service(s)	Classification
20mm diameter Adaptaflex SPL20 flexible conduit	EI 90
20mm diameter Kopex KSU 316 stainless steel flexible conduit	
150mm wide x 60mm deep steel cable tray	
4 x FP200 Gold (Firealarm cable 7mm diameter red) Cables	E 90 EI 60

¹Pattress installation of Stopseal Coated Batt. The Batts are installed in horizontal rows and fixed in minimum two vertical edges. Overlap of batts to substrate min 50mm. Batts mechanically fixed to substrate with min 6mm x 80mm steel screws and steel retaining washer. Fixings installed at max 300mm centres

Appendix UL-EU CERTIFICATE UL-EU-00771-EN

Flexible Walls Minimum Thickness 75mm

Single Layer Pattress Stopseal Fire Batt 50mm, Electrical Cables and Cable Trunking

Max Aperture 70mm Wide x 70mm High	
	<p><u>Key</u></p> <ol style="list-style-type: none"> 1. Supporting construction 2. Pyrocoustic Sealant 3. Stopseal Batt 4. Insulation 5. Penetration Service
Service(s)	Classification
50mm x 50mm Insulated steel cable trunking, Stone Wool 40mm thick, 45kg/m ³ (LI 400mm). S-Line Pillow tightly fitted around the cables in the section of trunking within the depth of the partition.	EI 60 U/U
Cables 1xA1, 1xA2, 1xA3	EI 60
Cables 1xA1	
Cables 1xA2	
Cables 1xA3	

¹Pattress installation of Stopseal Coated Batt. The Batts are installed in horizontal rows and fixed in minimum two vertical edges. Overlap of batts to substrate min 50mm. Batts mechanically fixed to substrate with min 6mm x 80mm steel screws and steel retaining washer. Fixings installed at max 300mm centres

Appendix UL-EU CERTIFICATE UL-EU-00771-EN

Single Layer Pattress Stopseal Fire Batt 50mm, Electrical Cables and Cable Trunking

Max Aperture 170mm Wide x 170mm High	
	<p><u>Key</u></p> <ol style="list-style-type: none"> 1. Supporting construction 2. Pyrocoustic Sealant 3. Stopseal Batt 4. Insulation 5. Penetration Service
Service(s)	Classification
150mm x 150mm Insulated steel cable trunking, Stone Wool 40mm thick, 45kg/m ³ (LI 400mm). S-Line Pillow tightly fitted around the cables in the section of trunking within the depth of the partition.	EI 60 U/U
Cables 1xB1, 1xC1, 1xG1, 1xG2	EI 60
Cables 1xB1	
Cables 1xC1	
Unsheathed electrical cables 0-24mm diameter	

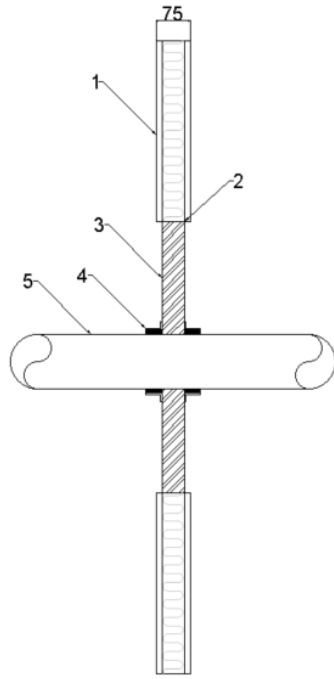
¹Pattress installation of Stopseal Coated Batt. The Batts are installed in horizontal rows and fixed in minimum two vertical edges. Overlap of batts to substrate min 50mm. Batts mechanically fixed to substrate with min 6mm x 80mm steel screws and steel retaining washer. Fixings installed at max 300mm centres

Appendix UL-EU CERTIFICATE UL-EU-00771-EN

Single Layer Stopseal Fire Batt 50mm, Plastic Pipes

Max Aperture 600mm Wide x 600mm High

(Penetrations positioned as per option 1 or 2 below, 0mm distance between services and 50mm to edge of seal)
Collars secured both faces of the substrate utilising 80mm long steel pig tail screw through to Stopseal Fire Batt



Key

1. Supporting construction
2. Pyrocoustic Sealant
3. Stopseal Batt
4. PipeBloc PCP
5. Penetration Service

Service(s)	PipeBloc PCP Ref	Classification
PVC Pipe 32mm Ø, 1.8mm wall thickness	32mm	EI 60 U/C
PVC Pipe 40mm Ø, 1.8mm wall thickness	40mm	
PVC Pipe 50mm Ø, 1.8mm wall thickness	50mm	
PVC Pipe 55mm Ø, 1.8-2.3mm wall thickness	55mm	
PVC Pipe 63mm Ø, 2.3-3mm wall thickness	63mm	
PVC Pipe 75mm Ø, 3.1-4.8mm wall thickness	75mm	
PVC Pipe 82mm Ø, 3.1-4.8mm wall thickness	82mm	
PVC Pipe 90mm Ø, 4.2-7.4mm wall thickness	90mm	
PVC Pipe 100mm Ø, 4.2-7.4mm wall thickness	100mm	
PVC Pipe 110mm Ø, 4.2-7.4mm wall thickness	110mm	
PVC Pipe 125mm Ø, 6mm wall thickness	125mm	
PVC Pipe 140mm Ø, 6.1-7.5mm wall thickness	140mm	



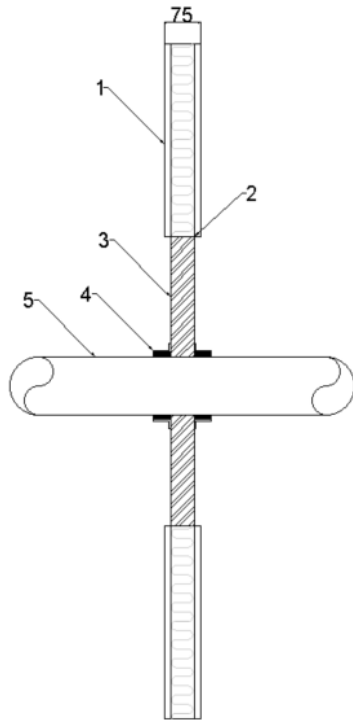
Solutions

Form-ULID-006104 V10.0

Appendix UL-EU CERTIFICATE UL-EU-00771-EN

Max Aperture 600mm Wide x 600mm High

(Penetrations positioned as per option 1 or 2 below, 0mm distance between services and 50mm to edge of seal)
Collars secured both faces of the substrate utilising 80mm long steel pig tail screw through to Stopseal Fire Batt



Key

1. Supporting construction
2. Pyrocoustic Sealant
3. Stopseal Batt
4. PipeBloc PCP
5. Penetration Service

Service(s)	PipeBloc PCP Ref	Classification
PE Pipe 32mm Ø, 2.9mm wall thickness	32mm	EI 60 U/C
PE Pipe 40mm Ø, 2.9mm wall thickness	40mm	
PE Pipe 50mm Ø, 2.9mm wall thickness	50mm	
PE Pipe 55mm Ø, 2.9-4.4mm wall thickness	55mm	
PE Pipe 63mm Ø, 2.9-4.4mm wall thickness	63mm	
PE Pipe 75mm Ø, 2.8-6.7mm wall thickness	75mm	
PE Pipe 82mm Ø, 2.8-6.7mm wall thickness	82mm	
PE Pipe 90mm Ø, 2.7-10mm wall thickness	90mm	
PE Pipe 100mm Ø, 2.7-10mm wall thickness	100mm	
PE Pipe 110mm Ø, 2.7-10mm wall thickness	110mm	
PE Pipe 125mm Ø, 3.1mm wall thickness	125mm	
PE Pipe 140mm Ø, 3.9-5.8mm wall thickness	140mm	
PE Pipe 160mm Ø, 4.9-9.5mm wall thickness	160mm	



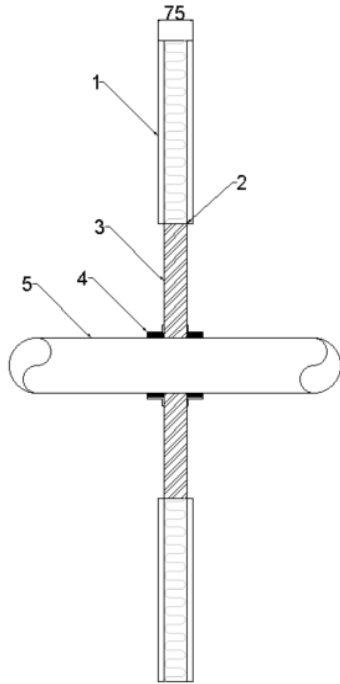
Solutions

Form-ULID-006104 V10.0

Appendix UL-EU CERTIFICATE UL-EU-00771-EN

Max Aperture 600mm Wide x 600mm High

(Penetrations positioned as per option 1 or 2 below, 0mm distance between services and 50mm to edge of seal)
Collars secured both faces of the substrate utilising 80mm long steel pig tail screw through to Stopseal Fire Batt



Key

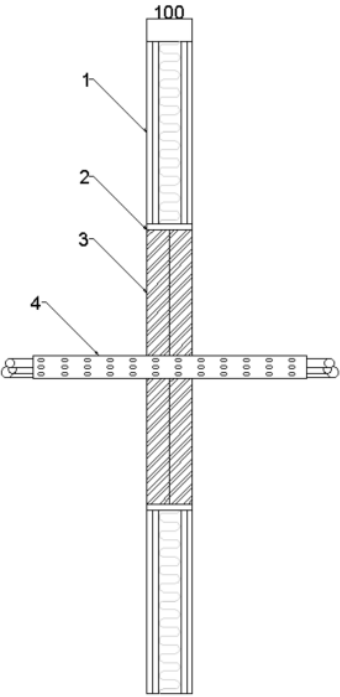
1. Supporting construction
2. Pyrocoustic Sealant
3. Stopseal Batt
4. PipeBloc PCP
5. Penetration Service

Service(s)	PipeBloc PCP Ref	Classification
PP Pipe 32mm Ø, 2.9mm wall thickness	32mm	EI 60 U/C
PP Pipe 40mm Ø, 2.9mm wall thickness	40mm	
PP Pipe 50mm Ø, 2.9mm wall thickness	50mm	
PP Pipe 55mm Ø, 2.9-4.4mm wall thickness	55mm	
PP Pipe 63mm Ø, 2.9-4.4mm wall thickness	63mm	
PP Pipe 75mm Ø, 2.8-6.7mm wall thickness	75mm	
PP Pipe 82mm Ø, 2.8-6.7mm wall thickness	82mm	
PP Pipe 90mm Ø, 2.7-10mm wall thickness	90mm	
PP Pipe 100mm Ø, 2.7-10mm wall thickness	100mm	
PP Pipe 110mm Ø, 2.7-10mm wall thickness	110mm	
PP Pipe 125mm Ø, 3.1mm wall thickness	125mm	
PP Pipe 140mm Ø, 3.5-8mm wall thickness	140mm	
PP Pipe 160mm Ø, 4-14.6mm wall thickness	160mm	



Appendix UL-EU CERTIFICATE UL-EU-00771-EN

Flexible Walls Minimum Thickness 100mm and Sandwich Panel Walls Where Indicated
 Double Layer Stopseal Fire Batt 50mm, Electrical Cables and Conduits

Flexible Wall Max Aperture 2600mm Wide x 2600mm High	
Sandwich Panel Wall Max Aperture 1000mm Wide x 1000mm High	
	<p><u>Key</u></p> <ol style="list-style-type: none"> 1. Supporting construction 2. Pyrocoustic Sealant 3. Stopseal Batt 4. Penetration Service
Service(s)	Classification
Electrical cables 0mm to 21mm diameter	EI 60
Electrical cables 22mm to 50mm diameter	E 60 EI 45
Electrical cables 51mm to 80mm diameter	E 60 EI 30
Cable Trays and Ladders	E 60 EI 45
100 mm diameter bundle telecommunication cable type "F"	EI 60
Unsheathed electrical cables 0-24mm diameter	EI 60
Steel or Copper Conduits up to 16mm	E 60 C/U
Plastic conduits up to 16mm	EI 60 C/U



Appendix UL-EU CERTIFICATE UL-EU-00771-EN

Flexible Wall Max Aperture 2600mm Wide x 2600mm High	
Sandwich Panel Wall Max Aperture 1000mm Wide x 1000mm High	
	<p><u>Key</u></p> <ol style="list-style-type: none"> 1. Supporting construction 2. Pyrocoustic Sealant 3. Stopseal Batt 4. Penetration Service
Service(s)	Classification
Electrical cables up to 21mm diameter	EI 60
Electrical cables 22mm to 80mm diameter	E 60 EI 45
Cable Trays and Ladders	EI 60
100 mm diameter bundle telecommunication cable type "F"	EI 60
Unsheathed electrical cables up to 17mm diameter	E 60 EI 30
Unsheathed electrical cables 18-24mm diameter	E 60 EI 15
Steel or Copper Conduits up to 16mm	E 60 EI 15
Plastic conduits up to 16mm	EI 60



Appendix UL-EU CERTIFICATE UL-EU-00771-EN

Flexible Wall Max Aperture 2600mm Wide x 2600mm High	
Sandwich Panel Wall Max Aperture 1000mm Wide x 1000mm High	
	<p><u>Key</u></p> <ol style="list-style-type: none"> 1. Supporting construction 2. Pyrocoustic Sealant 3. Stopseal Batt 4. Penetration Service
Service(s)	Classification
Electrical cables up to 21mm diameter	EI 60
Electrical cables 22mm to 80mm diameter	E 60 EI 45
Cable Trays and Ladders	EI 60
100 mm diameter bundle telecommunication cable type "F"	EI 60
Unsheathed electrical cables up to 17mm diameter	E 60 EI 30
Unsheathed electrical cables 18-24mm diameter	E 60 EI 15
Steel or Copper Conduits up to 16mm	E 60 EI 15
Plastic conduits up to 16mm	EI 60

Appendix UL-EU CERTIFICATE UL-EU-00771-EN

Double Layer Stopseal Fire Batt 50mm, Insulated Metallic Pipes

Flexible Wall Max Aperture 730mm Wide x 1200mm High	
Sandwich Panel Wall Max Aperture 1000mm Wide x 1000mm High	
	<p>Key</p> <ol style="list-style-type: none"> 1. Supporting construction 2. Pyrocoustic Sealant 3. Stopseal Batt 4. Insulation 5. Pyropro HPE 6. Penetration Service
Service(s)	Classification
¹ Single copper or mild steel pipe 40mm diameter and 1.5 – 14.2 mm wall with sustained/continuous 20mm thick foil faced glass wool insulation (min 80Kg/m ³)	E 90 U/C EI 60 U/C
¹ Single copper or mild steel pipe 40-159mm diameter and 2.3 – 14.2 mm wall with sustained/continuous 30mm thick foil faced glass wool insulation (min 80Kg/m ³)	EI 60 U/C

¹15mm deep x 15mm wide annulus Pyropro HPE Sealant to both faces of the pipe

Appendix UL-EU CERTIFICATE UL-EU-00771-EN

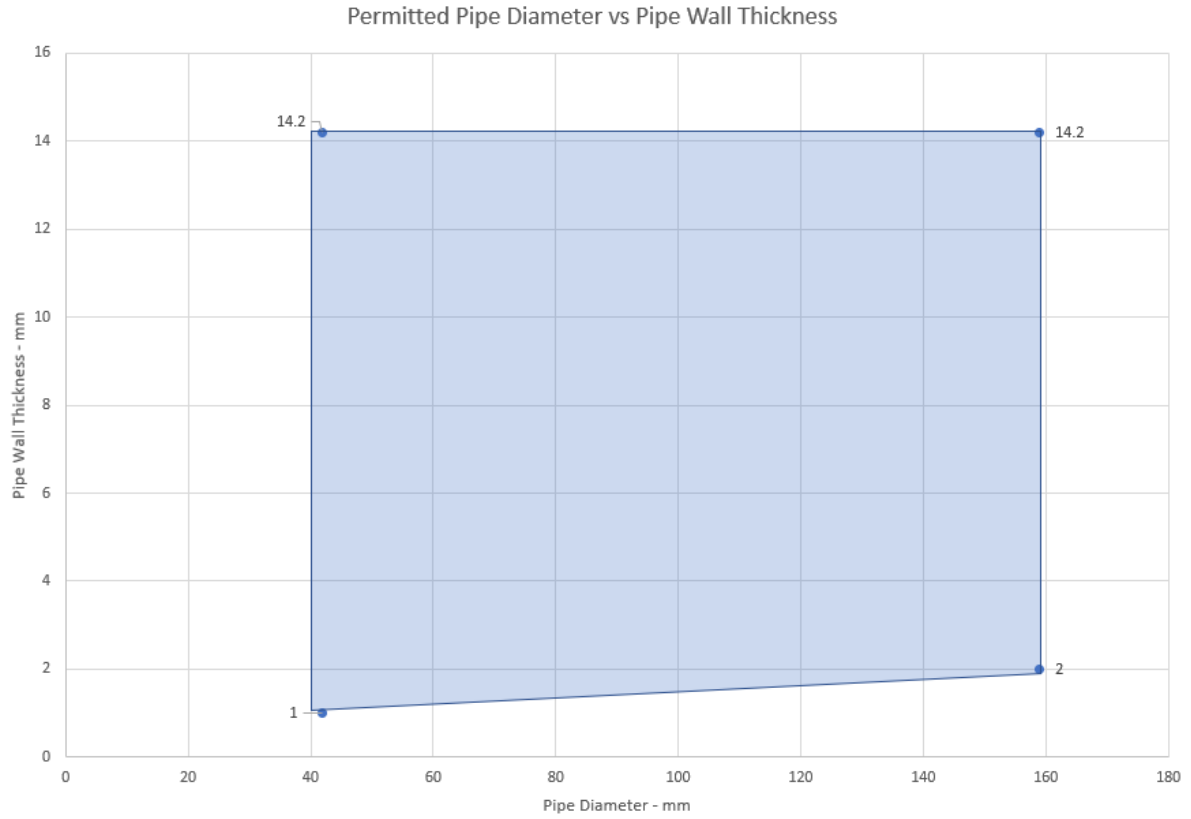
Flexible Wall Max Aperture 2600mm Wide x 2600mm High	
Sandwich Panel Wall Max Aperture 1000mm Wide x 1000mm High	
	<p><u>Key</u></p> <ol style="list-style-type: none"> 1. Supporting construction 2. Pyrocoustic Sealant 3. Stopseal Batt 4. Pyropro HPE 5. Insulation 6. Penetration Service
Service(s)	Classification
¹ Single copper or mild steel pipe 40mm diameter and 1.5 – 14.2 mm wall with sustained/continuous 20mm thick foil faced glass wool insulation (min 80Kg/m ³)	EI 60 U/C
¹ Single copper or mild steel pipe 40-159mm diameter and 2.3 – 14.2 mm wall with sustained/continuous 30mm thick foil faced glass wool insulation (min 80Kg/m ³)	EI 60 U/C

¹15mm deep x 15mm wide annulus Pyropro HPE Sealant to both faces of the pipe

Appendix UL-EU CERTIFICATE UL-EU-00771-EN

Flexible Wall Max Aperture 730mm Wide x 1200mm High	
Sandwich Panel Wall Max Aperture 1000mm Wide x 1000mm High	
	<p><u>Key</u></p> <ol style="list-style-type: none"> 1. Supporting construction 2. Pyrocoustic Sealant 3. Stopseal Batt 4. Insulation 5. Penetration Service
Service(s)	Classification
Steel or Copper Pipe 42-159mm Ø, 1.0mm – 14.2mm wall thickness. 25mm thick foil faced glassfibre insulation min. 30kg/m ³ (C/S)	E 120 C/U EI 45 C/U
Steel or Copper Pipe 42mm Ø, 1mm – 14.2mm wall thickness. 25mm thick foil faced glassfibre insulation min. 30kg/m ³ (C/S)	E 120 C/U EI 60 C/U

Appendix UL-EU CERTIFICATE UL-EU-00771-EN

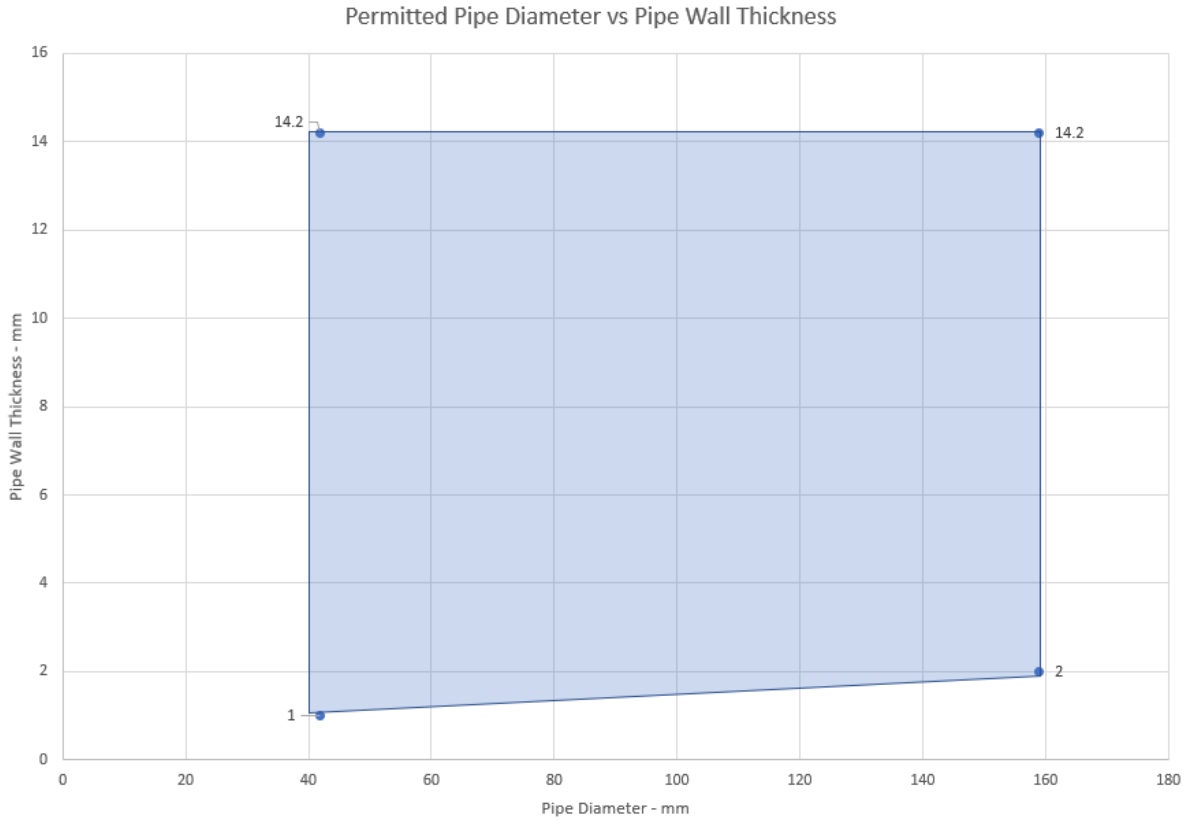


Appendix UL-EU CERTIFICATE UL-EU-00771-EN

Flexible Wall Max Aperture 2600mm Wide x 2600mm High	
Sandwich Panel Wall Max Aperture 1000mm Wide x 1000mm High	
	<p><u>Key</u></p> <ol style="list-style-type: none"> 1. Supporting construction 2. Pyrocoustic Sealant 3. Stopseal Batt 4. Insulation 5. Penetration Service
Service(s)	Classification
Steel or Copper Pipe 42-159mm Ø, 1.0mm – 14.2mm wall thickness. 25mm thick foil faced glassfibre insulation min. 30kg/m ³ (C/S)	E 60 C/U EI 45 C/U
Steel or Copper Pipe 42mm Ø, 1mm – 14.2mm wall thickness. 25mm thick foil faced glassfibre insulation min. 30kg/m ³ (C/S)	E 60 C/U EI 60 C/U



Appendix UL-EU CERTIFICATE UL-EU-00771-EN

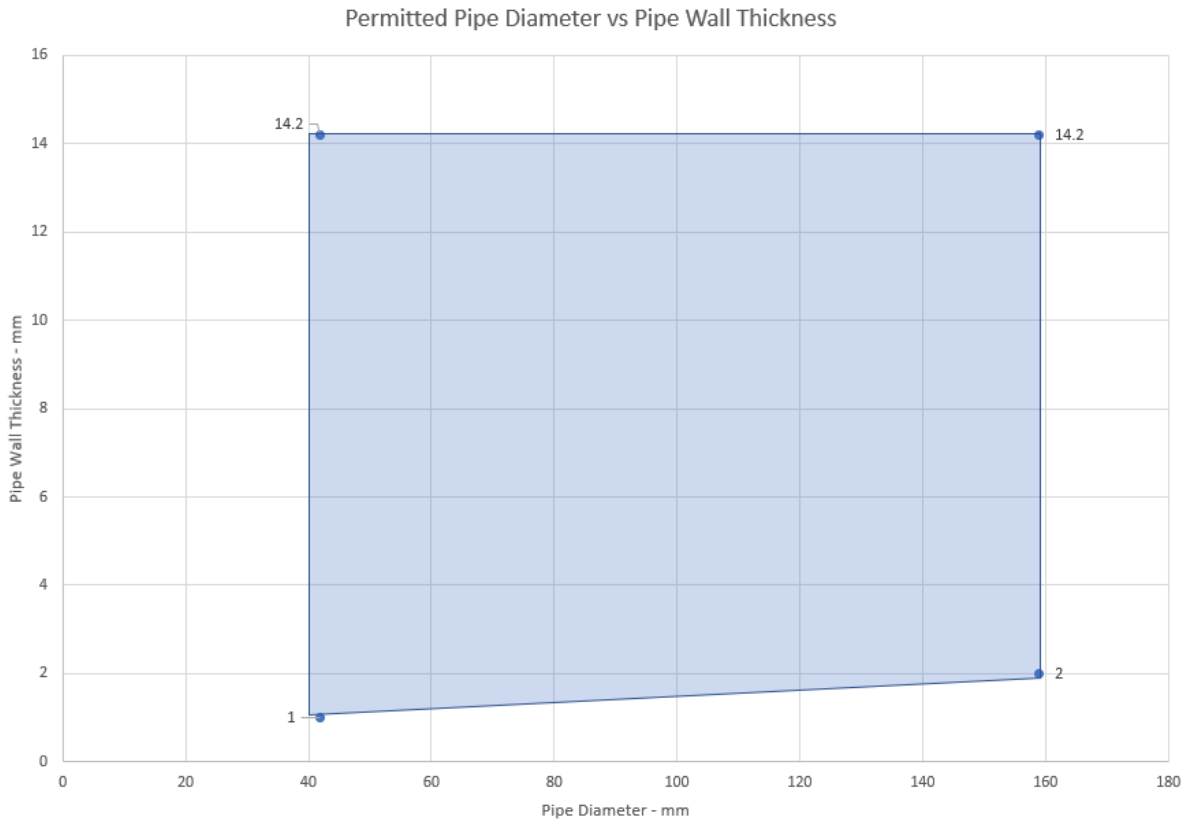


Appendix UL-EU CERTIFICATE UL-EU-00771-EN

Flexible Wall Max Aperture 730mm Wide x 1200mm High	
Sandwich Panel Wall Max Aperture 1000mm Wide x 1000mm High	
(Penetrations positioned as per option 1 or 2 below, 0mm distance between services and 50mm to edge of seal)	
	<p><u>Key</u></p> <ol style="list-style-type: none"> 1. Supporting construction 2. Pyrocoustic Sealant 3. Stopseal Batt 4. PST Coating 5. Penetration Service
Service(s)	Classification
Steel or Copper Pipe 42-159mm Ø, 1.0mm – 14.2mm wall thickness 40mm thick foil faced stonewool insulation min. 40kg/m ³ (L/I 400mm)	EI 45 C/U
Steel 42-324mm Ø, 16mm wall thickness. 40mm thick foil faced stonewool insulation min. 40kg/m ³ (L/I 400mm)	EI 45 C/U
Steel 42-324mm Ø, 16mm wall thickness. 40mm thick foil faced stonewool insulation min. 40kg/m ³ (C/I)	EI 60 C/U
Steel or Copper Pipe 42mm Ø, 1.0mm – 14.2mm wall thickness FSi PST coating along the penetration 2mm DFT (L/I 300mm)	E 120 C/U EI 45 C/U
Steel or Copper Pipe 42-159mm Ø, 1.0mm – 14.2mm wall thickness FSi PST coating along the penetration 2mm DFT (L/I 300mm)	E 120 C/U EI 20 C/U
Steel 42-324mm Ø, 16mm wall thickness. 14.2mm wall thickness FSi PST coating along the penetration 2mm DFT (L/I 300mm)	E 120 C/U EI 45 C/U



Appendix UL-EU CERTIFICATE UL-EU-00771-EN

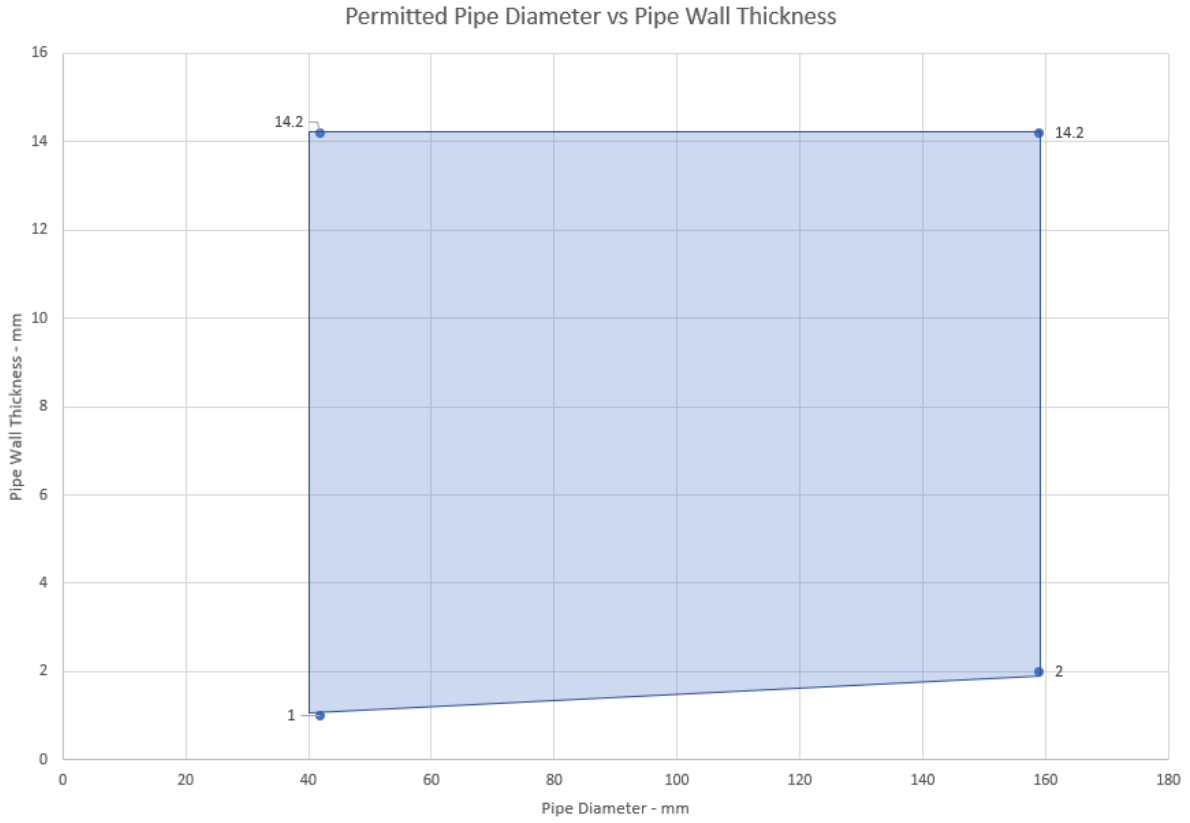


Appendix UL-EU CERTIFICATE UL-EU-00771-EN

Flexible Wall Max Aperture 2600mm Wide x 2600mm High	
Sandwich Panel Wall Max Aperture 1000mm Wide x 1000mm High	
(Penetrations positioned as per option 1 or 2 below, 0mm distance between services and 50mm to edge of seal)	
	<p><u>Key</u></p> <ol style="list-style-type: none"> 1. Supporting construction 2. Pyrocoustic Sealant 3. Stopseal Batt 4. Insulation 5. Penetration Service
Service(s)	Classification
Steel or Copper Pipe 42-159mm Ø, 1.0mm – 14.2mm wall thickness 40mm thick foil faced stonewool insulation min. 40kg/m ³ (L/I 400mm)	EI 45 C/U
Steel 42-324mm Ø, 16mm wall thickness. 40mm thick foil faced stonewool insulation min. 40kg/m ³ (L/I 400mm)	EI 45 C/U
Steel 42-324mm Ø, 16mm wall thickness. 40mm thick foil faced stonewool insulation min. 40kg/m ³ (C/I)	EI 60 C/U
Steel or Copper Pipe 42mm Ø, 1.2mm – 14.2mm wall thickness FSi PST coating along the penetration 2mm DFT (L/I 300mm)	E 60 C/U EI 45 C/U
Steel or Copper Pipe 42-159mm Ø, 1.0mm – 14.2mm wall thickness FSi PST coating along the penetration 2mm DFT (L/I 300mm)	E 60 C/U EI 20 C/U
Steel 42-324mm Ø, 16mm wall thickness. 14.2mm wall thickness FSi PST coating along the penetration 2mm DFT (L/I 300mm)	E 60 C/U EI 45 C/U



Appendix UL-EU CERTIFICATE UL-EU-00771-EN



Appendix UL-EU CERTIFICATE UL-EU-00771-EN

Flexible Wall Max Aperture 730mm Wide x 1200mm High	
Sandwich Panel Wall Max Aperture 1000mm Wide x 1000mm High	
	<p>Key</p> <ol style="list-style-type: none"> 1. Supporting construction 2. Pyrocoustic Sealant 3. Stopseal Batt 4. Insulation 5. PipeBloc EL / PipeBloc PWP 6. Penetration Service
Service(s)	Classification
¹ Steel or Copper Pipe 42-159mm Ø, 1.2mm – 14.2mm wall thickness. 13-25mm thick K Flex ST ² Insulation (C/S)	E 120 C/U EI 60 C/U
¹ Steel or Copper Pipe 42mm Ø, 1 – 14.2mm wall thickness. 25-13mm thick K Flex ST ² insulation (C/S)	E 120 C/U EI 90 C/U
¹ Steel or Copper Pipe 42-108mm Ø, 1.2 – 14.2mm wall thickness. 25 -40mm thick Kingspan Kooltherm FM3 insulation (C/S)	E 120 C/U EI 60 C/U
¹ Steel or Copper Pipe 42mm Ø, 1–14.2mm wall thickness. 25 -40mm thick Kingspan Kooltherm FM ³ insulation (C/S)	E 120 C/U EI 90 C/U
¹ Steel or Copper Pipe 42mm Ø, 1.0–14.2mm wall thickness. 50mm thick glassfibre insulation (C/S)	E 120 C/U EI 90 C/U

¹2 x 2mm thick layers of PipeBloc EL / PipeBloc PWP installed both sides of the Stopseal Fire Batt

²Or equivalent elastomeric pipe insulation classified BL – s2, d0 or better to EN 13501-1

³Or equivalent Phenolic foam pipe insulation classified BL – s1, d0 or better to EN 13501-1

Appendix UL-EU CERTIFICATE UL-EU-00771-EN

Flexible Wall Max Aperture 2600mm Wide x 2600mm High	
Sandwich Panel Wall Max Aperture 1000mm Wide x 1000mm High	
	<p><u>Key</u></p> <ol style="list-style-type: none"> 1. Supporting construction 2. Pyrocoustic Sealant 3. Stopseal Batt 4. Insulation 5. PipeBloc EL / PipeBloc PWP 6. Penetration Service
Service(s)	Classification
¹ Steel or Copper Pipe 42-159mm Ø, 1.2mm – 14.2mm wall thickness. 13-25mm thick K Flex ST ² Insulation (C/S)	EI 60 C/U
¹ Steel or Copper Pipe 42mm Ø, 1 – 14.2mm wall thickness. 25-13mm thick K Flex ST ² insulation (C/S)	EI 60 C/U
¹ Steel or Copper Pipe 42-108mm Ø, 1.2 – 14.2mm wall thickness. 25 -40mm thick Kingspan Kooltherm FM ³ insulation (C/S)	EI 60 C/U
¹ Steel or Copper Pipe 42mm Ø, 1–14.2mm wall thickness. 25 -40mm thick Kingspan Kooltherm FM ³ insulation (C/S)	EI 60 C/U
¹ Steel or Copper Pipe 42mm Ø, 1.2–14.2mm wall thickness. 50mm thick glassfibre insulation (C/S)	EI 60 C/U

¹2 x 2mm thick layers of PipeBloc EL / PipeBloc PWP installed both sides of the Stopseal Fire Batt

²Or equivalent elastomeric pipe insulation classified BL – s2, d0 or better to EN 13501-1

³Or equivalent Phenolic foam pipe insulation classified BL – s1, d0 or better to EN 13501-1

Appendix UL-EU CERTIFICATE UL-EU-00771-EN

Flexible Wall Max Aperture 730mm Wide x 1200mm High	
<p>Zero distance to bottom of seal</p>	<p><u>Key</u></p> <ol style="list-style-type: none"> 1. Supporting construction 2. Pyrocoustic Sealant 3. Stopseal Batt 4. Pyropro HPE 5. Penetration Service
Service(s)	Classification
¹ 6 off Steel or Copper Pipe 22mm Ø, 0.9mm – 14.2mm wall thickness. 19mm thick Armaflex ² (L/S 400mm)	EI 90 C/U
¹ 500mm steel cable tray	E 90 EI 15

¹Pyropro HPE 20mm annulus full 50mm depth of the Stopseal Coated Batt

²Or equivalent elastomeric pipe insulation classified BL – s2, d0 or better to EN 13501-1

Appendix UL-EU CERTIFICATE UL-EU-00771-EN

Flexible Wall Max Aperture 2600mm Wide x 2600mm High	
<p>Zero distance to bottom of seal</p>	<p><u>Key</u></p> <ol style="list-style-type: none"> 1. Supporting construction 2. Pyrocoustic Sealant 3. Stopseal Batt 4. Pyropro HPE 5. Penetration Service
Service(s)	Classification
¹ 6 off Steel or Copper Pipe 22mm Ø, 0.9mm – 14.2mm wall thickness. 19mm thick Armaflex ² (L/S 400mm)	EI 60 C/U
¹ 500mm steel cable tray	E 60 EI 15

¹Pyropro HPE 20mm annulus full 50mm depth of the Stopseal Coated Batt

²Or equivalent elastomeric pipe insulation classified BL – s2, d0 or better to EN 13501-1

Appendix UL-EU CERTIFICATE UL-EU-00771-EN

Double Layer Stopseal Fire Batt 50mm, Plastic Pipes

Flexible Wall Max Aperture 730mm Wide x 1200mm High		
Sandwich Panel Wall Max Aperture 1000mm Wide x 1000mm High		
(Penetrations positioned as per option 1 or 2 below, 0mm distance between services and 50mm to edge of seal) Collars secured both faces of the substrate utilising 80mm long steel pig tail screw through to Stopseal Fire Batt		
		<p><u>Key</u></p> <ol style="list-style-type: none"> 1. Supporting construction 2. Pyrocoustic Sealant 3. Stopseal Batt 4. PipeBloc PCP 5. Penetration Service
Service(s)	PipeBloc PCP Ref	Classification
PVC Pipe 32mm Ø, 1.8mm wall thickness	32mm	EI 120 U/C
PVC Pipe 40mm Ø, 1.8mm wall thickness	40mm	
PVC Pipe 50mm Ø, 1.8mm wall thickness	50mm	
PVC Pipe 55mm Ø, 1.8-2.3mm wall thickness	55mm	
PVC Pipe 63mm Ø, 2.3-3mm wall thickness	63mm	
PVC Pipe 75mm Ø, 3.1-4.8mm wall thickness	75mm	
PVC Pipe 82mm Ø, 3.1-4.8mm wall thickness	82mm	
PVC Pipe 90mm Ø, 4.2-7.4mm wall thickness	90mm	
PVC Pipe 100mm Ø, 4.2-7.4mm wall thickness	100mm	
PVC Pipe 110mm Ø, 4.2-7.4mm wall thickness	110mm	
PVC Pipe 125mm Ø, 6mm wall thickness	125mm	
PVC Pipe 140mm Ø, 6.1-7.5mm wall thickness	140mm	



Solutions

Form-ULID-006104 V10.0

Appendix UL-EU CERTIFICATE UL-EU-00771-EN

Flexible Wall Max Aperture 2600mm Wide x 2600mm High		
Sandwich Panel Wall Max Aperture 1000mm Wide x 1000mm High		
(Penetrations positioned as per option 1 or 2 below, 0mm distance between services and 50mm to edge of seal) Collars secured both faces of the substrate utilising 80mm long steel pig tail screw through to Stopseal Fire Batt		
		<p><u>Key</u></p> <ol style="list-style-type: none"> 1. Supporting construction 2. Pyrocoustic Sealant 3. Stopseal Batt 4. PipeBloc PCP 5. Penetration Service
Service(s)	PipeBloc PCP Ref	Classification
PVC Pipe 32mm Ø, 1.8mm wall thickness	32mm	EI 60 U/C
PVC Pipe 40mm Ø, 1.8mm wall thickness	40mm	
PVC Pipe 50mm Ø, 1.8mm wall thickness	50mm	
PVC Pipe 55mm Ø, 1.8-2.3mm wall thickness	55mm	
PVC Pipe 63mm Ø, 2.3-3mm wall thickness	63mm	
PVC Pipe 75mm Ø, 3.1-4.8mm wall thickness	75mm	
PVC Pipe 82mm Ø, 3.1-4.8mm wall thickness	82mm	
PVC Pipe 90mm Ø, 4.2-7.4mm wall thickness	90mm	
PVC Pipe 100mm Ø, 4.2-7.4mm wall thickness	100mm	
PVC Pipe 110mm Ø, 4.2-7.4mm wall thickness	110mm	
PVC Pipe 125mm Ø, 6mm wall thickness	125mm	
PVC Pipe 140mm Ø, 6.1-7.5mm wall thickness	140mm	
PVC Pipe 160mm Ø, 6.2-9.5mm wall thickness	160mm	



Appendix UL-EU CERTIFICATE UL-EU-00771-EN

Flexible Wall Max Aperture 730mm Wide x 1200mm High		
Sandwich Panel Wall Max Aperture 1000mm Wide x 1000mm High		
(Penetrations positioned as per option 1 or 2 below, 0mm distance between services and 50mm to edge of seal) Collars secured both faces of the substrate utilising 80mm long steel pig tail screw through to Stopseal Fire Batt		
		<p>Key</p> <ol style="list-style-type: none"> 1. Supporting construction 2. Pyrocoustic Sealant 3. Stopseal Batt 4. PipeBloc PCP 5. Penetration Service
Service(s)	PipeBloc PCP Ref	Classification
PP Pipe 32mm Ø, 2.9mm wall thickness	32mm	EI 120 U/C
PP Pipe 40mm Ø, 2.9mm wall thickness	40mm	
PP Pipe 50mm Ø, 2.9mm wall thickness	50mm	
PP Pipe 55mm Ø, 2.9-4.4mm wall thickness	55mm	
PP Pipe 63mm Ø, 2.9-4.4mm wall thickness	63mm	
PP Pipe 75mm Ø, 2.8-6.7mm wall thickness	75mm	
PP Pipe 82mm Ø, 2.8-6.7mm wall thickness	82mm	
PP Pipe 90mm Ø, 2.7-10mm wall thickness	90mm	
PP Pipe 100mm Ø, 2.7-10mm wall thickness	100mm	
PP Pipe 110mm Ø, 2.7-10mm wall thickness	110mm	
PP Pipe 125mm Ø, 3.1mm wall thickness	125mm	
PP Pipe 140mm Ø, 3.5-8mm wall thickness	140mm	
PP Pipe 160mm Ø, 4-14.6mm wall thickness	160mm	



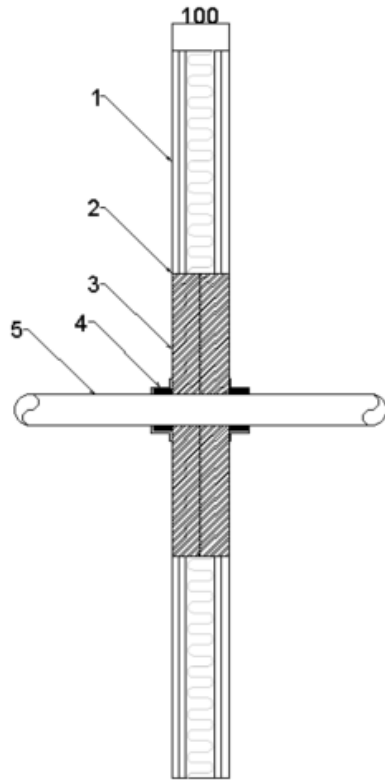
Appendix UL-EU CERTIFICATE UL-EU-00771-EN

Flexible Wall Max Aperture 2600mm Wide x 2600mm High		
Sandwich Panel Wall Max Aperture 1000mm Wide x 1000mm High		
(Penetrations positioned as per option 1 or 2 below, 0mm distance between services and 50mm to edge of seal) Collars secured both faces of the substrate utilising 80mm long steel pig tail screw through to Stopseal Fire Batt		
		<p><u>Key</u></p> <ol style="list-style-type: none"> 1. Supporting construction 2. Pyrocoustic Sealant 3. Stopseal Batt 4. PipeBloc PCP 5. Penetration Service
Service(s)	PipeBloc PCP Ref	Classification
PP Pipe 32mm Ø, 2.9mm wall thickness	32mm	EI 60 U/C
PP Pipe 40mm Ø, 2.9mm wall thickness	40mm	
PP Pipe 50mm Ø, 2.9mm wall thickness	50mm	
PP Pipe 55mm Ø, 2.9-4.4mm wall thickness	55mm	
PP Pipe 63mm Ø, 2.9-4.4mm wall thickness	63mm	
PP Pipe 75mm Ø, 2.8-6.7mm wall thickness	75mm	
PP Pipe 82mm Ø, 2.8-6.7mm wall thickness	82mm	
PP Pipe 90mm Ø, 2.7-10mm wall thickness	90mm	
PP Pipe 100mm Ø, 2.7-10mm wall thickness	100mm	
PP Pipe 110mm Ø, 2.7-10mm wall thickness	110mm	
PP Pipe 125mm Ø, 3.1mm wall thickness	125mm	
PP Pipe 140mm Ø, 3.5-8mm wall thickness	140mm	
PP Pipe 160mm Ø, 4-14.6mm wall thickness	160mm	

Appendix UL-EU CERTIFICATE UL-EU-00771-EN

Flexible Wall Max Aperture 730mm Wide x 1200mm High
Sandwich Panel Wall Max Aperture 1000mm Wide x 1000mm High

(Penetrations positioned as per option 1 or 2 below, 0mm distance between services and 50mm to edge of seal)
 Collars secured both faces of the substrate utilising 80mm long steel pig tail screw through to Stopseal Fire Batt



Key

1. Supporting construction
2. Pyrocoustic Sealant
3. Stopseal Batt
4. PipeBloc PCP
5. Penetration Service

Service(s)	PipeBloc PCP Ref	Classification
PE Pipe 32mm Ø, 2.9mm wall thickness	32mm	EI 120 U/C
PE Pipe 40mm Ø, 2.9mm wall thickness	40mm	
PE Pipe 50mm Ø, 2.9mm wall thickness	50mm	
PE Pipe 55mm Ø, 2.9-4.4mm wall thickness	55mm	
PE Pipe 63mm Ø, 2.9-4.4mm wall thickness	63mm	
PE Pipe 75mm Ø, 2.8-6.7mm wall thickness	75mm	
PE Pipe 82mm Ø, 2.8-6.7mm wall thickness	82mm	
PE Pipe 90mm Ø, 2.7-10mm wall thickness	90mm	
PE Pipe 100mm Ø, 2.7-10mm wall thickness	100mm	
PE Pipe 110mm Ø, 2.7-10mm wall thickness	110mm	
PE Pipe 125mm Ø, 3.1mm wall thickness	125mm	
PE Pipe 140mm Ø, 3.9-5.8mm wall thickness	140mm	
PE Pipe 160mm Ø, 4.9-9.5mm wall thickness	160mm	



Solutions

Form-ULID-006104 V10.0

Appendix UL-EU CERTIFICATE UL-EU-00771-EN

Flexible Wall Max Aperture 2600mm Wide x 2600mm High		
Sandwich Panel Wall Max Aperture 1000mm Wide x 1000mm High		
(Penetrations positioned as per option 1 or 2 below, 0mm distance between services and 50mm to edge of seal) Collars secured both faces of the substrate utilising 80mm long steel pig tail screw through to Stopseal Fire Batt		
		<p>Key</p> <ol style="list-style-type: none"> 1. Supporting construction 2. Pyrocoustic Sealant 3. Stopseal Batt 4. PipeBloc PCP 5. Penetration Service
Service(s)	PipeBloc PCP Ref	Classification
PE Pipe 32mm Ø, 2.9mm wall thickness	32mm	EI 60 U/C
PE Pipe 40mm Ø, 2.9mm wall thickness	40mm	
PE Pipe 50mm Ø, 2.9mm wall thickness	50mm	
PE Pipe 55mm Ø, 2.9-4.4mm wall thickness	55mm	
PE Pipe 63mm Ø, 2.9-4.4mm wall thickness	63mm	
PE Pipe 75mm Ø, 2.8-6.7mm wall thickness	75mm	
PE Pipe 82mm Ø, 2.8-6.7mm wall thickness	82mm	
PE Pipe 90mm Ø, 2.7-10mm wall thickness	90mm	
PE Pipe 100mm Ø, 2.7-10mm wall thickness	100mm	
PE Pipe 110mm Ø, 2.7-10mm wall thickness	110mm	
PE Pipe 125mm Ø, 3.1mm wall thickness	125mm	
PE Pipe 140mm Ø, 3.9-5.8mm wall thickness	140mm	
PE Pipe 160mm Ø, 4.9-9.5mm wall thickness	160mm	

Appendix UL-EU CERTIFICATE UL-EU-00771-EN

Double Layer Stopseal Fire Batt 50mm, Insulated Plastic Pipes

Flexible Wall Max Aperture 730mm Wide x 1200mm High		
Sandwich Panel Wall Max Aperture 1000mm Wide x 1000mm High		
(Penetrations positioned as per option 1 or 2 below, 100mm distance between services and 50mm to edge of seal)		
		<p>Key</p> <ol style="list-style-type: none"> 1. Supporting construction 2. Pyrocoustic Sealant 3. Stopseal Batt 4. PipeBloc EL / PipeBloc PWP 5. Insulation 6. Penetration Service
Service(s)	PipeBloc EL / PipeBloc PWP Ref	Classification
PVC Pipe 40mm Ø, 1.9mm wall thickness. 25 mm thick Kingspan Kooltherm FM ³ insulation (C/S)	3 x 2mm thickness	E 120 U/C EI 90 U/C
PVC Pipe 40mm Ø, 3mm wall thickness. 15 mm thick Kingspan Kooltherm FM ³ insulation (C/S)	3 x 2mm thickness	
PVC Pipe 110mm Ø, 4.2mm wall thickness. 25 mm thick Kingspan Kooltherm FM ³ insulation (C/S)	5 x 2mm thickness	EI 120 U/C
PVC Pipe 110mm Ø, 6.6mm wall thickness. 20 mm thick Kingspan Kooltherm FM ³ insulation (C/S)	5 x 2mm thickness	E 120 U/C EI 90 U/C
PVC Pipe 40mm Ø, 1.9mm wall thickness. 32 mm thick Armacell Armaflex Class O ² (C/S)	3 x 2mm thickness	EI 120 U/C
PVC Pipe 40mm Ø, 3mm wall thickness. 9 mm thick Armacell Armaflex Class O ² (C/S)	3 x 2mm thickness	
PVC Pipe 110mm Ø, 4.2mm wall thickness. 32 mm thick Armacell Armaflex Class O ² (C/S)	5 x 2mm thickness	EI 120 U/C
PVC Pipe 110mm Ø, 6.6mm wall thickness. 13 mm thick Armacell Armaflex Class O ² (C/S)	5 x 2mm thickness	EI 120 U/C

¹PipeBloc EL / PipeBloc PWP secured internally within both faces of the Stopseal Fire Batt

²Or equivalent elastomeric pipe insulation classified BL – s2, d0 or better to EN 13501-1

³Or equivalent Phenolic foam pipe insulation classified BL – s1, d0 or better to EN 13501-1

Appendix UL-EU CERTIFICATE UL-EU-00771-EN

Flexible Wall Max Aperture 2600mm Wide x 2600mm High		
Sandwich Panel Wall Max Aperture 1000mm Wide x 1000mm High		
(Penetrations positioned as per option 1 or 2 below, 100mm distance between services and 50mm to edge of seal)		
		Key 1. Supporting construction 2. Pyrocoustic Sealant 3. Stopseal Batt 4. PipeBloc EL / PipeBloc PWP 5. Insulation 6. Penetration Service
Service(s)	PipeBloc EL / PipeBloc PWP Ref	Classification
PVC Pipe 40mm Ø, 1.9mm wall thickness. 25 mm thick Kingspan Kooltherm FM ³ insulation (C/S)	3 x 2mm thickness	EI 60 U/C
PVC Pipe 40mm Ø, 3mm wall thickness. 15 mm thick Kingspan Kooltherm FM ³ insulation (C/S)	3 x 2mm thickness	
PVC Pipe 110mm Ø, 4.2mm wall thickness. 25 mm thick Kingspan Kooltherm FM ³ insulation (C/S)	5 x 2mm thickness	EI 60 U/C
PVC Pipe 110mm Ø, 6.6mm wall thickness. 20 mm thick Kingspan Kooltherm FM ³ insulation (C/S)	5 x 2mm thickness	EI 60 U/C
PVC Pipe 40mm Ø, 1.9mm wall thickness. 32 mm thick Armacell Armaflex Class O ² (C/S)	3 x 2mm thickness	EI 60 U/C
PVC Pipe 40mm Ø, 3mm wall thickness. 9 mm thick Armacell Armaflex Class O ² (C/S)	3 x 2mm thickness	
PVC Pipe 110mm Ø, 4.2mm wall thickness. 32 mm thick Armacell Armaflex Class O ² (C/S)	5 x 2mm thickness	EI 60 U/C
PVC Pipe 110mm Ø, 6.6mm wall thickness. 13 mm thick Armacell Armaflex Class O ² (C/S)	5 x 2mm thickness	EI 60 U/C

¹PipeBloc EL / PipeBloc PWP secured internally within both faces of the Stopseal Fire Batt

²Or equivalent elastomeric pipe insulation classified BL – s2, d0 or better to EN 13501-1

³Or equivalent Phenolic foam pipe insulation classified BL – s1, d0 or better to EN 13501-1



Appendix UL-EU CERTIFICATE UL-EU-00771-EN

Single Layer Pattress, Stopseal Fire Batt 50mm, Electrical Cables and Conduits

Flexible Wall Max Aperture 730mm Wide x 1200mm High	
	Key 1. Supporting construction 2. Pyrocoustic Sealant 3. Stopseal Batt 4. Insulation 5. Penetration Service
Service(s)	Classification
² Electrical cables up to 80mm Ø	EI 120
² Cable Trays and Ladders	
² 100 mm diameter bundle telecommunication cable type "F"	
² Unsheathed electrical cables up to 24mm Ø	
² Steel or Copper Conduits up to 16mm Ø	
² Plastic conduits up to 16mm Ø	

¹Pattress installation of Stopseal Coated Batt. The Batts are installed in horizontal rows and fixed in minimum two vertical edges. Overlap of batts to substrate min 100mm. Batts mechanically fixed to substrate with min 6mm x 80mm steel screws and steel retaining washer. Fixings installed at max 300mm centres

²Cables and cable trays wrapped with a single layer of 40mm thick, 40kg/m³ Stonewool (L/I 300mm)

Appendix UL-EU CERTIFICATE UL-EU-00771-EN

Sandwich Panel Wall Max Aperture 1000mm Wide x 1000mm High	
	Key 1. Supporting construction 2. Pyrocoustic Sealant 3. Stopseal Batt 4. Insulation 5. Penetration Service
Service(s)	Classification
² Electrical cables up to 80mm Ø	EI 60
² Cable Trays and Ladders	
² 100 mm diameter bundle telecommunication cable type "F"	
² Unsheathed electrical cables up to 24mm Ø	
² Steel or Copper Conduits up to 16mm Ø	
² Plastic conduits up to 16mm Ø	

¹Pattress installation of Stopseal Coated Batt. The Batts are installed in horizontal rows and fixed in minimum two vertical edges. Overlap of batts to substrate min 100mm. Batts mechanically fixed to substrate with min 6mm x 80mm steel screws and steel retaining washer. Fixings installed at max 300mm centres

²Cables and cable trays wrapped with a single layer of 40mm thick, 40kg/m³ Stonewool (L/I 300mm)

Appendix UL-EU CERTIFICATE UL-EU-00771-EN

Flexible Wall Max Aperture 2600mm Wide x 2600mm High	
Sandwich Panel Wall Max Aperture 1000mm Wide x 1000mm High	
	<p>Key</p> <ol style="list-style-type: none"> 1. Supporting construction 2. Pyrocoustic Sealant 3. Stopseal Batt 4. Insulation 5. Penetration Service
Service(s)	Classification
² Electrical cables up to 80mm Ø	EI 60
² Cable Trays and Ladders	
² 100 mm diameter bundle telecommunication cable type "F"	
² Unsheathed electrical cables up to 24mm Ø	
² Steel or Copper Conduits up to 16mm Ø	
² Plastic conduits up to 16mm Ø	

¹Pattress installation of Stopseal Coated Batt. The Batts are installed in horizontal rows and fixed in minimum two vertical edges. Overlap of batts to substrate min 100mm. Batts mechanically fixed to substrate with min 6mm x 80mm steel screws and steel retaining washer. Fixings installed at max 300mm centres

²Cables and cable trays wrapped with a single layer of 40mm thick, 40kg/m³ Stonewool (L/I 300mm)

Appendix UL-EU CERTIFICATE UL-EU-00771-EN

Single Layer Pattress, Stopseal Fire Batt 50mm, Insulated Metallic Pipes

Flexible Wall Max Aperture 730mm Wide x 1200mm High	
	Key 1. Supporting construction 2. Pyrocoustic Sealant 3. Stopseal Batt 4. PipeBloc EL / PipeBloc PWP 5. Insulation 6. Penetration Service
Service(s)	Classification
² Steel or Copper Pipe 42-159mm Ø, 1.2mm – 14.2mm wall thickness. 13-25mm thick K Flex ST ³ Insulation (C/S)	E 120 C/U EI 60 C/U
² Steel or Copper Pipe 42mm Ø, 1.2 – 14.2mm wall thickness. 13-25mm thick K Flex ST ³ insulation (C/S)	E 120 C/U EI 90 C/U
² Steel or Copper Pipe 42-108mm Ø, 1.2 – 14.2mm wall thickness. 25 -40mm thick Kingspan Kooltherm FM ⁴ insulation (C/S)	E 120 C/U EI 60 C/U
² Steel or Copper Pipe 42mm Ø, 1.2–14.2mm wall thickness. 25 -40mm thick Kingspan Kooltherm FM ⁴ insulation (C/S)	E 120 C/U EI 90 C/U
² Steel or Copper Pipe 42mm Ø, 1.2–14.2mm wall thickness. 50mm thick glassfibre insulation min. 30kg/m ³ (C/S)	E 120 C/U EI 90 C/U

¹Pattress installation of Stopseal Coated Batt. The Batts are installed in horizontal rows and fixed in minimum two vertical edges. Overlap of batts to substrate min 100mm. Batts mechanically fixed to substrate with min 6mm x 80mm steel screws and steel retaining washer. Fixings installed at max 300mm centres.

²2 x 2mm thick layers of PipeBloc EL / PipeBloc PWP installed both sides of the substrate within the pattress installation

³Or equivalent elastomeric pipe insulation classified BL – s2, d0 or better to EN 13501-1

⁴Or equivalent Phenolic foam pipe insulation classified BL – s1, d0 or better to EN 13501-1



Solutions

Form-ULID-006104 V10.0

Appendix UL-EU CERTIFICATE UL-EU-00771-EN

Single Layer Pattress, Stopseal Fire Batt 50mm, Insulated Metallic Pipes

Sandwich Panel Wall Max Aperture 1000mm Wide x 1000mm High	
	Key 1. Supporting construction 2. Pyrocoustic Sealant 3. Stopseal Batt 4. PipeBloc EL / PipeBloc PWP 5. Insulation 6. Penetration Service
Service(s)	Classification
² Steel or Copper Pipe 42-159mm Ø, 1.2mm – 14.2mm wall thickness. 13-25mm thick K Flex ST ³ Insulation (C/S)	EI 60 C/U
² Steel or Copper Pipe 42mm Ø, 1.2 – 14.2mm wall thickness. 13-25mm thick K Flex ST ³ insulation (C/S)	EI 60 C/U
² Steel or Copper Pipe 42-108mm Ø, 1.2 – 14.2mm wall thickness. 25 -40mm thick Kingspan Kooltherm FM ⁴ insulation (C/S)	EI 60 C/U
² Steel or Copper Pipe 42mm Ø, 1.2–14.2mm wall thickness. 25 -40mm thick Kingspan Kooltherm FM ⁴ insulation (C/S)	EI 60 C/U
² Steel or Copper Pipe 42mm Ø, 1.2–14.2mm wall thickness. 50mm thick glassfibre insulation min. 30kg/m ³ (C/S)	EI 60 C/U

¹Pattress installation of Stopseal Coated Batt. The Batts are installed in horizontal rows and fixed in minimum two vertical edges. Overlap of batts to substrate min 100mm. Batts mechanically fixed to substrate with min 6mm x 80mm steel screws and steel retaining washer. Fixings installed at max 300mm centres.

²2 x 2mm thick layers of PipeBloc EL / PipeBloc PWP installed both sides of the substrate within the pattress installation

³Or equivalent elastomeric pipe insulation classified BL – s2, d0 or better to EN 13501-1

⁴Or equivalent Phenolic foam pipe insulation classified BL – s1, d0 or better to EN 13501-1



Appendix UL-EU CERTIFICATE UL-EU-00771-EN

Flexible Wall Max Aperture 2600mm Wide x 2600mm High	
Sandwich Panel Wall Max Aperture 1000mm Wide x 1000mm High	
	<p><u>Key</u></p> <ol style="list-style-type: none"> 1. Supporting construction 2. Pyrocoustic Sealant 3. Stopseal Batt 4. PipeBloc EL / PipeBloc PWP 5. Insulation 6. Penetration Service
Service(s)	Classification
² Steel or Copper Pipe 42-159mm Ø, 1.2mm – 14.2mm wall thickness. 13-25mm thick K Flex ST ³ Insulation (C/S)	EI 60 C/U
² Steel or Copper Pipe 42-159mm Ø, 1.2 – 14.2mm wall thickness. 25mm thick K Flex ST ³ insulation (C/S)	
² Steel or Copper Pipe 42mm Ø, 1 – 14.2mm wall thickness. 25-13mm thick K Flex ST ³ insulation (C/S)	
² Steel or Copper Pipe 42-108mm Ø, 1.2 – 14.2mm wall thickness. 25 -40mm thick Kingspan Kooltherm FM ⁴ insulation (C/S)	
² Steel or Copper Pipe 42mm Ø, 1–14.2mm wall thickness. 25 -40mm thick Kingspan Kooltherm FM ⁴ insulation (C/S)	
² Steel or Copper Pipe 42mm Ø, 1.2–14.2mm wall thickness. 50mm thick glassfibre insulation min. 30kg/m ³ (C/S)	

¹Patrix installation of Stopseal Coated Batt. The Batts are installed in horizontal rows and fixed in minimum two vertical edges. Overlap of batts to substrate min 100mm. Batts mechanically fixed to substrate with min 6mm x 80mm steel screws and steel retaining washer. Fixings installed at max 300mm centres.

²2 x 2mm thick layers of PipeBloc EL / PipeBloc PWP installed both sides of the substrate within the patrix installation

³Or equivalent elastomeric pipe insulation classified BL – s2, d0 or better to EN 13501-1

⁴Or equivalent Phenolic foam pipe insulation classified BL – s1, d0 or better to EN 13501-1

Appendix UL-EU CERTIFICATE UL-EU-00771-EN

Flexible Wall Max Aperture 730mm Wide x 1200mm High	
	<p><u>Key</u></p> <ol style="list-style-type: none"> 1. Supporting construction 2. Pyrocoustic Sealant 3. Stopseal Batt 4. Insulation 5. Penetration Service
Service(s)	Classification
Steel or Copper Pipe 42-159mm Ø, 2mm – 14.2mm wall thickness. 25mm thick foil faced glassfibre insulation min. 30kg/m ³ (C/S)	E 120 C/U EI 45 C/U
Steel or Copper Pipe 42mm Ø, 1mm – 14.2mm wall thickness. 25mm thick foil faced glassfibre insulation min. 30kg/m ³ (C/S)	E 120 C/U EI 60 C/U

¹Pattress installation of Stopseal Coated Batt. The Batts are installed in horizontal rows and fixed in minimum two vertical edges. Overlap of batts to substrate min 100mm. Batts mechanically fixed to substrate with min 6mm x 80mm steel screws and steel retaining washer. Fixings installed at max 300mm centres.

Appendix UL-EU CERTIFICATE UL-EU-00771-EN

Sandwich Panel Wall Max Aperture 1000mm Wide x 1000mm High	
	<p><u>Key</u></p> <ol style="list-style-type: none"> 1. Supporting construction 2. Pyrocoustic Sealant 3. Stopseal Batt 4. Insulation 5. Penetration Service
Service(s)	Classification
Steel or Copper Pipe 42-159mm Ø, 2mm – 14.2mm wall thickness. 25mm thick foil faced glassfibre insulation min. 30kg/m ³ (C/S)	EI 45 C/U
Steel or Copper Pipe 42mm Ø, 1mm – 14.2mm wall thickness. 25mm thick foil faced glassfibre insulation min. 30kg/m ³ (C/S)	EI 60 C/U

¹Pattern installation of Stopseal Coated Batt. The Batts are installed in horizontal rows and fixed in minimum two vertical edges. Overlap of batts to substrate min 100mm. Batts mechanically fixed to substrate with min 6mm x 80mm steel screws and steel retaining washer. Fixings installed at max 300mm centres.

Appendix UL-EU CERTIFICATE UL-EU-00771-EN

Flexible Wall Max Aperture 2600mm Wide x 2600mm High	
Sandwich Panel Wall Max Aperture 1000mm Wide x 1000mm High	
	<p><u>Key</u></p> <ol style="list-style-type: none"> 1. Supporting construction 2. Pyrocoustic Sealant 3. Stopseal Batt 4. Insulation 5. Penetration Service
Service(s)	Classification
Steel or Copper Pipe 42-159mm Ø, 2mm – 14.2mm wall thickness. 25mm thick foil faced glassfibre insulation min. 30kg/m ³ (C/S)	E 60 C/U EI 45 C/U
Steel or Copper Pipe 42mm Ø, 1mm – 14.2mm wall thickness. 25mm thick foil faced glassfibre insulation min. 30kg/m ³ (C/S)	E 60 C/U EI 60 C/U

¹Pattress installation of Stopseal Coated Batt. The Batts are installed in horizontal rows and fixed in minimum two vertical edges. Overlap of batts to substrate min 100mm. Batts mechanically fixed to substrate with min 6mm x 80mm steel screws and steel retaining washer. Fixings installed at max 300mm centres.

Appendix UL-EU CERTIFICATE UL-EU-00771-EN

Flexible Wall Max Aperture 730mm Wide x 1200mm High	
<p style="text-align: center;">30mm overlap pattress installed flush to soffit</p>	<p><u>Key</u></p> <ol style="list-style-type: none"> 1. Supporting construction 2. Pyrocoustic Sealant 3. Stopseal Batt 4. PipeBloc EL / PipeBloc PWP 5. Insulation 6. Penetration Service
Service(s)	Classification
Steel or Copper Pipe 42mm Ø, 1.0mm – 14.2mm wall thickness. 50mm thick Kingspan ³ (C/S 400mm)	EI 60 C/U

¹Pattress installation of Stopseal Coated Batt. The Batts are installed in horizontal rows and fixed in minimum two vertical edges. Overlap of batts to substrate min 30mm. Batts mechanically fixed to substrate with min 6mm x 80mm steel screws and steel retaining washer. Fixings installed at max 300mm centres. No fixing is applied to the head flush to the soffit

²2 x 2mm thick layers of PipeBloc EL / PipeBloc PWP installed both sides of the substrate within the pattress installation

³Or equivalent Phenolic foam pipe insulation classified BL – s1, d0 or better to EN 13501-1

Appendix UL-EU CERTIFICATE UL-EU-00771-EN

Flexible Wall Max Aperture 2600mm Wide x 2600mm High	
<p style="text-align: center;">30mm overlap pattress installed flush to soffit</p>	<p><u>Key</u></p> <ol style="list-style-type: none"> 1. Supporting construction 2. Pyrocoustic Sealant 3. Stopseal Batt 4. PipeBloc EL / PipeBloc PWP 5. Insulation 6. Penetration Service
Service(s)	Classification
Steel or Copper Pipe 42mm Ø, 1.0mm – 14.2mm wall thickness. 50mm thick Kingspan ³ (C/S 400mm)	EI 60 C/U

¹Pattress installation of Stopseal Coated Batt. The Batts are installed in horizontal rows and fixed in minimum two vertical edges. Overlap of batts to substrate min 30mm. Batts mechanically fixed to substrate with min 6mm x 80mm steel screws and steel retaining washer. Fixings installed at max 300mm centres. No fixing is applied to the head flush to the soffit

²2 x 2mm thick layers of PipeBloc EL / PipeBloc PWP installed both sides of the substrate within the pattress installation

³Or equivalent Phenolic foam pipe insulation classified BL – s1, d0 or better to EN 13501-1

Appendix UL-EU CERTIFICATE UL-EU-00771-EN

Single Layer Pattress, Stopseal Fire Batt 50mm, Plastic Pipes

Flexible Wall Max Aperture 2600mm Wide x 2600mm High		
Sandwich Panel Wall Max Aperture 1000mm Wide x 1000mm High		
(Penetrations positioned as per option 1 or 2 below, 0mm distance between services and 50mm to edge of seal)		
	Key 1. Supporting construction 2. Pyrocoustic Sealant 3. Stopseal Batt 4. PipeBloc PCP 5. Penetration Service	
Service(s)	PipeBloc PCP Ref	Classification
PVC Pipe 32mm Ø, 1.8mm wall thickness	32mm	EI 60 U/C
PVC Pipe 40mm Ø, 1.8mm wall thickness	40mm	
PVC Pipe 50mm Ø, 1.8mm wall thickness	50mm	
PVC Pipe 55mm Ø, 1.8-2.3mm wall thickness	55mm	
PVC Pipe 63mm Ø, 2.3-3mm wall thickness	63mm	
PVC Pipe 75mm Ø, 3.1-4.8mm wall thickness	75mm	
PVC Pipe 82mm Ø, 3.1-4.8mm wall thickness	82mm	
PVC Pipe 90mm Ø, 4.2-7.4mm wall thickness	90mm	
PVC Pipe 100mm Ø, 4.2-7.4mm wall thickness	100mm	
PVC Pipe 110mm Ø, 4.2-7.4mm wall thickness	110mm	
PVC Pipe 125mm Ø, 6mm wall thickness	125mm	
PVC Pipe 140mm Ø, 6.1-7.5mm wall thickness	140mm	
PVC Pipe 160mm Ø, 6.2-9.5mm wall thickness	160mm	

Collars secured both faces of the substrate utilising 80mm long pig tail screw through to the Stopseal Fire Batt
¹Pattress installation of Stopseal Coated Batt. The Batts are installed in horizontal rows and fixed in minimum two vertical edges. Overlap of batts to substrate min 100mm. Batts mechanically fixed to substrate with min 6mm x 80mm steel screws and steel retaining washer. Fixings installed at max 300mm centres.

Appendix UL-EU CERTIFICATE UL-EU-00771-EN

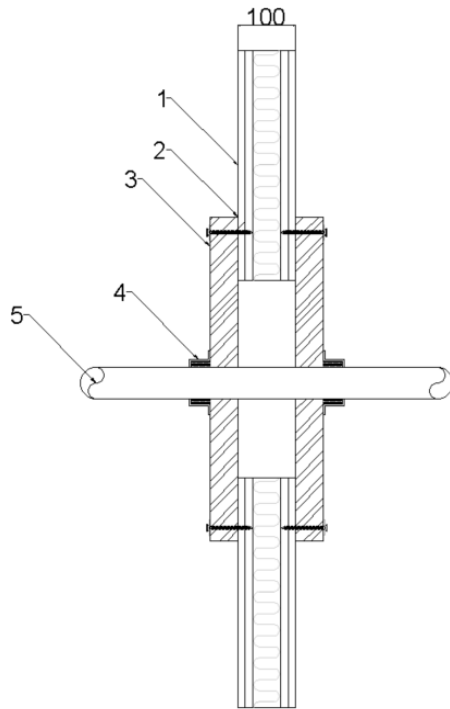
Flexible Wall Max Aperture 730mm Wide x 1200mm High (Penetrations positioned as per option 1 or 2 below, 0mm distance between services and 50mm to edge of seal)		
	Key 1. Supporting construction 2. Pyrocoustic Sealant 3. Stopseal Batt 4. PipeBloc PCP 5. Penetration Service	
Service(s)	PipeBloc PCP Ref	Classification
PVC Pipe 32mm Ø, 1.8mm wall thickness	32mm	EI 120 U/C
PVC Pipe 40mm Ø, 1.8mm wall thickness	40mm	
PVC Pipe 50mm Ø, 1.8mm wall thickness	50mm	
PVC Pipe 55mm Ø, 1.8-2.3mm wall thickness	55mm	
PVC Pipe 63mm Ø, 2.3-3mm wall thickness	63mm	
PVC Pipe 75mm Ø, 3.1-4.8mm wall thickness	75mm	
PVC Pipe 82mm Ø, 3.1-4.8mm wall thickness	82mm	
PVC Pipe 90mm Ø, 4.2-7.4mm wall thickness	90mm	
PVC Pipe 100mm Ø, 4.2-7.4mm wall thickness	100mm	
PVC Pipe 110mm Ø, 4.2-7.4mm wall thickness	110mm	
PVC Pipe 125mm Ø, 6mm wall thickness	125mm	
PVC Pipe 140mm Ø, 6.1-7.5mm wall thickness	140mm	
PVC Pipe 160mm Ø, 6.2-9.5mm wall thickness	160mm	

Collars secured both faces of the substrate utilising 80mm long pig tail screw through to the Stopseal Fire Batt
 1Pattress installation of Stopseal Coated Batt. The Batts are installed in horizontal rows and fixed in minimum two vertical edges. Overlap of batts to substrate min 100mm. Batts mechanically fixed to substrate with min 6mm x 80mm steel screws and steel retaining washer. Fixings installed at max 300mm centres.

Appendix UL-EU CERTIFICATE UL-EU-00771-EN

Sandwich Panel Wall Max Aperture 1000mm Wide x 1000mm High

(Penetrations positioned as per option 1 or 2 below, 0mm distance between services and 50mm to edge of seal)



Key

1. Supporting construction
2. Pyrocoustic Sealant
3. Stopseal Batt
4. PipeBloc PCP
5. Penetration Service

Service(s)	PipeBloc PCP Ref	Classification
PVC Pipe 32mm Ø, 1.8mm wall thickness	32mm	EI 60 U/C
PVC Pipe 40mm Ø, 1.8mm wall thickness	40mm	
PVC Pipe 50mm Ø, 1.8mm wall thickness	50mm	
PVC Pipe 55mm Ø, 1.8-2.3mm wall thickness	55mm	
PVC Pipe 63mm Ø, 2.3-3mm wall thickness	63mm	
PVC Pipe 75mm Ø, 3.1-4.8mm wall thickness	75mm	
PVC Pipe 82mm Ø, 3.1-4.8mm wall thickness	82mm	
PVC Pipe 90mm Ø, 4.2-7.4mm wall thickness	90mm	
PVC Pipe 100mm Ø, 4.2-7.4mm wall thickness	100mm	
PVC Pipe 110mm Ø, 4.2-7.4mm wall thickness	110mm	
PVC Pipe 125mm Ø, 6mm wall thickness	125mm	
PVC Pipe 140mm Ø, 6.1-7.5mm wall thickness	140mm	
PVC Pipe 160mm Ø, 6.2-9.5mm wall thickness	160mm	

Collars secured both faces of the substrate utilising 80mm long pig tail screw through to the Stopseal Fire Batt
¹Pattress installation of Stopseal Coated Batt. The Batts are installed in horizontal rows and fixed in minimum two vertical edges. Overlap of batts to substrate min 100mm. Batts mechanically fixed to substrate with min 6mm x 80mm steel screws and steel retaining washer. Fixings installed at max 300mm centres.



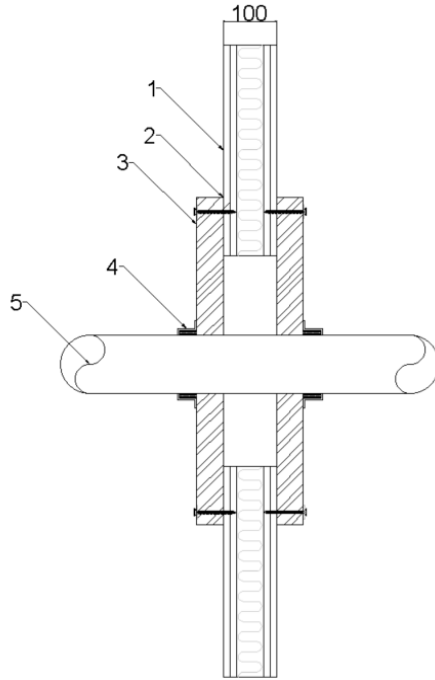
Solutions

Form-ULID-006104 V10.0

Appendix UL-EU CERTIFICATE UL-EU-00771-EN

Flexible Wall Max Aperture 730mm Wide x 1200mm High

(Penetrations positioned as per option 1 or 2 below, 0mm distance between services and 50mm to edge of seal)



Key

1. Supporting construction
2. Pyrocoustic Sealant
3. Stopseal Batt
4. PipeBloc PCP
5. Penetration Service

Service(s)	PipeBloc PCP Ref	Classification
PP Pipe 32mm Ø, 2.9mm wall thickness	32mm	EI 120 U/C
PP Pipe 40mm Ø, 2.9mm wall thickness	40mm	
PP Pipe 50mm Ø, 2.9mm wall thickness	50mm	
PP Pipe 55mm Ø, 2.9-4.4mm wall thickness	55mm	
PP Pipe 63mm Ø, 2.9-4.4mm wall thickness	63mm	
PP Pipe 75mm Ø, 2.8-6.7mm wall thickness	75mm	
PP Pipe 82mm Ø, 2.8-6.7mm wall thickness	82mm	
PP Pipe 90mm Ø, 2.7-10mm wall thickness	90mm	
PP Pipe 100mm Ø, 2.7-10mm wall thickness	100mm	
PP Pipe 110mm Ø, 2.7-10mm wall thickness	110mm	
PP Pipe 125mm Ø, 3.1mm wall thickness	125mm	
PP Pipe 140mm Ø, 3.5-8mm wall thickness	140mm	
PP Pipe 160mm Ø, 4-14.6mm wall thickness	160mm	

Collars secured both faces of the substrate utilising 80mm long pig tail screw through to the Stopseal Fire Batt
 1. Pattern installation of Stopseal Coated Batt. The Batts are installed in horizontal rows and fixed in minimum two vertical edges. Overlap of batts to substrate min 100mm. Batts mechanically fixed to substrate with min 6mm x 80mm steel screws and steel retaining washer. Fixings installed at max 300mm centres.



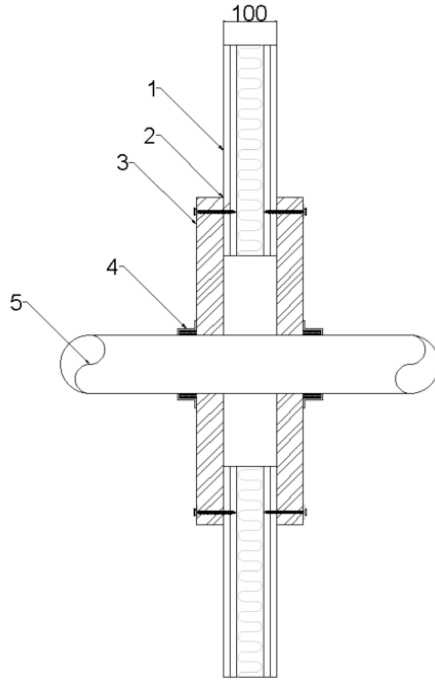
Solutions

Form-ULID-006104 V10.0

Appendix UL-EU CERTIFICATE UL-EU-00771-EN

Sandwich Panel Wall Max Aperture 1000mm Wide x 1000mm High

(Penetrations positioned as per option 1 or 2 below, 0mm distance between services and 50mm to edge of seal)



Key

1. Supporting construction
2. Pyrocoustic Sealant
3. Stopseal Batt
4. PipeBloc PCP
5. Penetration Service

Service(s)	PipeBloc PCP Ref	Classification
PP Pipe 32mm Ø, 2.9mm wall thickness	32mm	EI 60 U/C
PP Pipe 40mm Ø, 2.9mm wall thickness	40mm	
PP Pipe 50mm Ø, 2.9mm wall thickness	50mm	
PP Pipe 55mm Ø, 2.9-4.4mm wall thickness	55mm	
PP Pipe 63mm Ø, 2.9-4.4mm wall thickness	63mm	
PP Pipe 75mm Ø, 2.8-6.7mm wall thickness	75mm	
PP Pipe 82mm Ø, 2.8-6.7mm wall thickness	82mm	
PP Pipe 90mm Ø, 2.7-10mm wall thickness	90mm	
PP Pipe 100mm Ø, 2.7-10mm wall thickness	100mm	
PP Pipe 110mm Ø, 2.7-10mm wall thickness	110mm	
PP Pipe 125mm Ø, 3.1mm wall thickness	125mm	
PP Pipe 140mm Ø, 3.5-8mm wall thickness	140mm	
PP Pipe 160mm Ø, 4-14.6mm wall thickness	160mm	

Collars secured both faces of the substrate utilising 80mm long pig tail screw through to the Stopseal Fire Batt
 1. Pattern installation of Stopseal Coated Batt. The Batts are installed in horizontal rows and fixed in minimum two vertical edges. Overlap of batts to substrate min 100mm. Batts mechanically fixed to substrate with min 6mm x 80mm steel screws and steel retaining washer. Fixings installed at max 300mm centres.



Solutions

Form-ULID-006104 V10.0

Appendix UL-EU CERTIFICATE UL-EU-00771-EN

Flexible Wall Max Aperture 2600mm Wide x 2600mm High		
Sandwich Panel Wall Max Aperture 1000mm Wide x 1000mm High		
(Penetrations positioned as per option 1 or 2 below, 0mm distance between services and 50mm to edge of seal)		
		Key 1. Supporting construction 2. Pyrocoustic Sealant 3. Stopseal Batt 4. PipeBloc PCP 5. Penetration Service
Service(s)	PipeBloc PCP Ref	Classification
PP Pipe 32mm Ø, 2.9mm wall thickness	32mm	EI 60 U/C
PP Pipe 40mm Ø, 2.9mm wall thickness	40mm	
PP Pipe 50mm Ø, 2.9mm wall thickness	50mm	
PP Pipe 55mm Ø, 2.9-4.4mm wall thickness	55mm	
PP Pipe 63mm Ø, 2.9-4.4mm wall thickness	63mm	
PP Pipe 75mm Ø, 2.8-6.7mm wall thickness	75mm	
PP Pipe 82mm Ø, 2.8-6.7mm wall thickness	82mm	
PP Pipe 90mm Ø, 2.7-10mm wall thickness	90mm	
PP Pipe 100mm Ø, 2.7-10mm wall thickness	100mm	
PP Pipe 110mm Ø, 2.7-10mm wall thickness	110mm	
PP Pipe 125mm Ø, 3.1mm wall thickness	125mm	
PP Pipe 140mm Ø, 3.5-8mm wall thickness	140mm	
PP Pipe 160mm Ø, 4-14.6mm wall thickness	160mm	

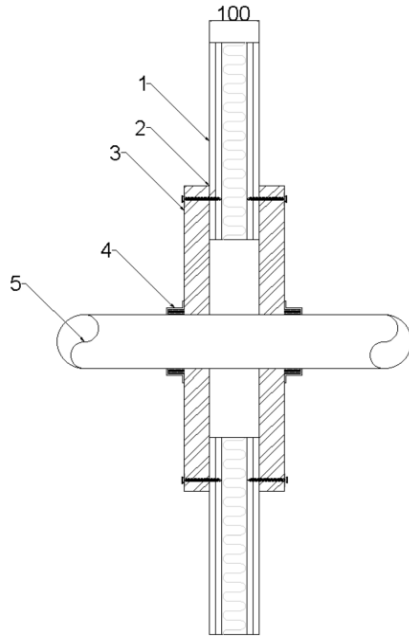
Collars secured both faces of the substrate utilising 80mm long pig tail screw through to the Stopseal Fire Batt¹ Pattress installation of Stopseal Coated Batt. The Batts are installed in horizontal rows and fixed in minimum two vertical edges. Overlap of batts to substrate min 100mm. Batts mechanically fixed to substrate with min 6mm x 80mm steel screws and steel retaining washer. Fixings installed at max 300mm centres.



Appendix UL-EU CERTIFICATE UL-EU-00771-EN

Flexible Wall Max Aperture 730mm Wide x 1200mm High

(Penetrations positioned as per option 1 or 2 below, 0mm distance between services and 50mm to edge of seal)



Key

1. Supporting construction
2. Pyrocoustic Sealant
3. Stopseal Batt
4. PipeBloc PCP
5. Penetration Service

Service(s)	PipeBloc PCP Ref	Classification
PE Pipe 32mm Ø, 2.9mm wall thickness	32mm	EI 120 U/C
PE Pipe 40mm Ø, 2.9mm wall thickness	40mm	
PE Pipe 50mm Ø, 2.9mm wall thickness	50mm	
PE Pipe 55mm Ø, 2.9-4.4mm wall thickness	55mm	
PE Pipe 63mm Ø, 2.9-4.4mm wall thickness	63mm	
PE Pipe 75mm Ø, 2.8-6.7mm wall thickness	75mm	
PE Pipe 82mm Ø, 2.8-6.7mm wall thickness	82mm	
PE Pipe 90mm Ø, 2.7-10mm wall thickness	90mm	
PE Pipe 100mm Ø, 2.7-10mm wall thickness	100mm	
PE Pipe 110mm Ø, 2.7-10mm wall thickness	110mm	
PE Pipe 125mm Ø, 3.1mm wall thickness	125mm	
PE Pipe 140mm Ø, 3.9-5.8mm wall thickness	140mm	
PE Pipe 160mm Ø, 4.9-9.5mm wall thickness	160mm	

Collars secured both faces of the substrate utilising 80mm long pig tail screw through to the Stopseal Fire Batt
¹Pattern installation of Stopseal Coated Batt. The Batts are installed in horizontal rows and fixed in minimum two vertical edges. Overlap of batts to substrate min 100mm. Batts mechanically fixed to substrate with min 6mm x 80mm steel screws and steel retaining washer. Fixings installed at max 300mm centres.



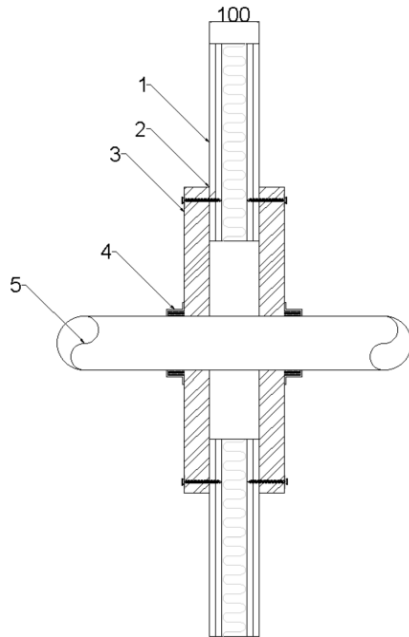
Solutions

Form-ULID-006104 V10.0

Appendix UL-EU CERTIFICATE UL-EU-00771-EN

Sandwich Panel Wall Max Aperture 1000mm Wide x 1000mm High

(Penetrations positioned as per option 1 or 2 below, 0mm distance between services and 50mm to edge of seal)



Key

1. Supporting construction
2. Pyrocoustic Sealant
3. Stopseal Batt
4. PipeBloc PCP
5. Penetration Service

Service(s)	PipeBloc PCP Ref	Classification
PE Pipe 32mm Ø, 2.9mm wall thickness	32mm	EI 60 U/C
PE Pipe 40mm Ø, 2.9mm wall thickness	40mm	
PE Pipe 50mm Ø, 2.9mm wall thickness	50mm	
PE Pipe 55mm Ø, 2.9-4.4mm wall thickness	55mm	
PE Pipe 63mm Ø, 2.9-4.4mm wall thickness	63mm	
PE Pipe 75mm Ø, 2.8-6.7mm wall thickness	75mm	
PE Pipe 82mm Ø, 2.8-6.7mm wall thickness	82mm	
PE Pipe 90mm Ø, 2.7-10mm wall thickness	90mm	
PE Pipe 100mm Ø, 2.7-10mm wall thickness	100mm	
PE Pipe 110mm Ø, 2.7-10mm wall thickness	110mm	
PE Pipe 125mm Ø, 3.1mm wall thickness	125mm	
PE Pipe 140mm Ø, 3.9-5.8mm wall thickness	140mm	
PE Pipe 160mm Ø, 4.9-9.5mm wall thickness	160mm	

Collars secured both faces of the substrate utilising 80mm long pig tail screw through to the Stopseal Fire Batt
¹Pattress installation of Stopseal Coated Batt. The Batts are installed in horizontal rows and fixed in minimum two vertical edges. Overlap of batts to substrate min 100mm. Batts mechanically fixed to substrate with min 6mm x 80mm steel screws and steel retaining washer. Fixings installed at max 300mm centres.



Appendix UL-EU CERTIFICATE UL-EU-00771-EN

Flexible Wall Max Aperture 2600mm Wide x 2600mm High		
Sandwich Panel Wall Max Aperture 1000mm Wide x 1000mm High		
(Penetrations positioned as per option 1 or 2 below, 0mm distance between services and 50mm to edge of seal)		
	Key 1. Supporting construction 2. Pyrocoustic Sealant 3. Stopseal Batt 4. PipeBloc PCP 5. Penetration Service	
Service(s)	PipeBloc PCP Ref	Classification
PE Pipe 32mm Ø, 2.9mm wall thickness	32mm	EI 60 U/C
PE Pipe 40mm Ø, 2.9mm wall thickness	40mm	
PE Pipe 50mm Ø, 2.9mm wall thickness	50mm	
PE Pipe 55mm Ø, 2.9-4.4mm wall thickness	55mm	
PE Pipe 63mm Ø, 2.9-4.4mm wall thickness	63mm	
PE Pipe 75mm Ø, 2.8-6.7mm wall thickness	75mm	
PE Pipe 82mm Ø, 2.8-6.7mm wall thickness	82mm	
PE Pipe 90mm Ø, 2.7-10mm wall thickness	90mm	
PE Pipe 100mm Ø, 2.7-10mm wall thickness	100mm	
PE Pipe 110mm Ø, 2.7-10mm wall thickness	110mm	
PE Pipe 125mm Ø, 3.1mm wall thickness	125mm	
PE Pipe 140mm Ø, 3.9-5.8mm wall thickness	140mm	
PE Pipe 160mm Ø, 4.9-9.5mm wall thickness	160mm	

Collars secured both faces of the substrate utilising 80mm long pig tail screw through to the Stopseal Fire Batt
 1) Pattern installation of Stopseal Coated Batt. The Batts are installed in horizontal rows and fixed in minimum two vertical edges. Overlap of batts to substrate min 100mm. Batts mechanically fixed to substrate with min 6mm x 80mm steel screws and steel retaining washer. Fixings installed at max 300mm centres.

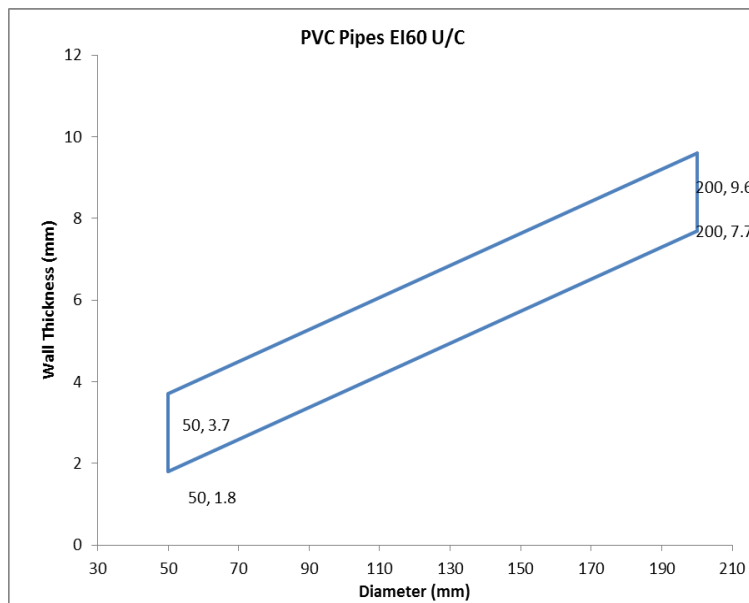
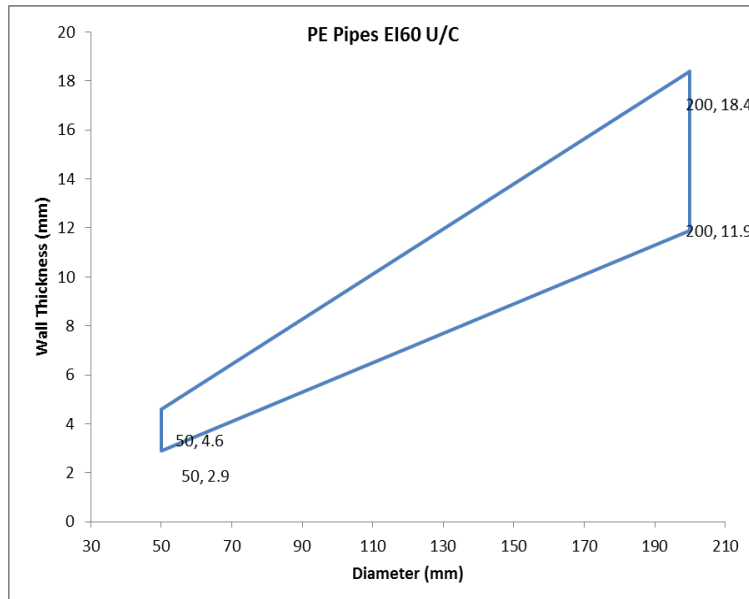
Appendix UL-EU CERTIFICATE UL-EU-00771-EN

Flexible Wall Max Aperture 2600mm Wide x 2600mm High																	
Sandwich Panel Wall Max Aperture 1000mm Wide x 1000mm High																	
(Penetrations positioned as per option 1 or 2 below, 0mm distance between services and 50mm to edge of seal)																	
	<p>Key</p> <ol style="list-style-type: none"> 1. Supporting construction 2. Pyrocoustic Sealant 3. Stopseal Batt 4. PipeBloc PCP 5. Penetration Service 																
Scope and Classifications as below																	
<table border="1"> <thead> <tr> <th colspan="2" style="text-align: center;">Intumescent Thickness</th> </tr> <tr> <th style="text-align: center;">Pipe Diameter</th> <th style="text-align: center;">Intumescent Material</th> </tr> </thead> <tbody> <tr> <td style="text-align: center;">ø 32 mm - ø 50 mm</td> <td style="text-align: center;">40 mm (W) x 2 mm (T)</td> </tr> <tr> <td style="text-align: center;">ø 51 mm - ø 82 mm</td> <td style="text-align: center;">40 mm (W) x 4 mm (T)</td> </tr> <tr> <td style="text-align: center;">ø 83 mm - ø 115 mm</td> <td style="text-align: center;">40 mm (W) x 6 mm (T)</td> </tr> <tr> <td style="text-align: center;">ø 116 mm - ø 160 mm</td> <td style="text-align: center;">40 mm (W) x 8 mm (T)</td> </tr> <tr> <td style="text-align: center;">ø 161 mm - ø 200 mm</td> <td style="text-align: center;">40 mm (W) x 10 mm (T)</td> </tr> <tr> <td style="text-align: center;">ø 201 mm - ø 250 mm</td> <td style="text-align: center;">40 mm (W) x 12 mm (T)</td> </tr> </tbody> </table>		Intumescent Thickness		Pipe Diameter	Intumescent Material	ø 32 mm - ø 50 mm	40 mm (W) x 2 mm (T)	ø 51 mm - ø 82 mm	40 mm (W) x 4 mm (T)	ø 83 mm - ø 115 mm	40 mm (W) x 6 mm (T)	ø 116 mm - ø 160 mm	40 mm (W) x 8 mm (T)	ø 161 mm - ø 200 mm	40 mm (W) x 10 mm (T)	ø 201 mm - ø 250 mm	40 mm (W) x 12 mm (T)
Intumescent Thickness																	
Pipe Diameter	Intumescent Material																
ø 32 mm - ø 50 mm	40 mm (W) x 2 mm (T)																
ø 51 mm - ø 82 mm	40 mm (W) x 4 mm (T)																
ø 83 mm - ø 115 mm	40 mm (W) x 6 mm (T)																
ø 116 mm - ø 160 mm	40 mm (W) x 8 mm (T)																
ø 161 mm - ø 200 mm	40 mm (W) x 10 mm (T)																
ø 201 mm - ø 250 mm	40 mm (W) x 12 mm (T)																

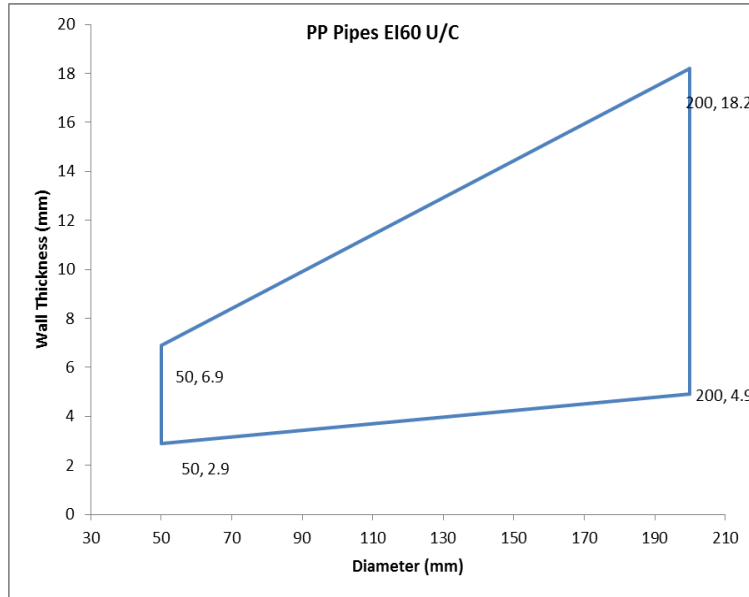
Wrap secured internally within both faces of the Stopseal Fire Batt

¹Patress installation of Stopseal Coated Batt. The Batts are installed in horizontal rows and fixed in minimum two vertical edges. Overlap of batts to substrate min 100mm. Batts mechanically fixed to substrate with min 6mm x 80mm steel screws and steel retaining washer. Fixings installed at max 300mm centres.

Appendix UL-EU CERTIFICATE UL-EU-00771-EN



Appendix UL-EU CERTIFICATE UL-EU-00771-EN



Appendix UL-EU CERTIFICATE UL-EU-00771-EN

Flexible Wall Max Aperture 2600mm Wide x 2600mm High	
<p>30mm overlap pattress installed flush to soffit</p>	<p><u>Key</u></p> <ol style="list-style-type: none"> 1. Supporting construction 2. Pyrocoustic Sealant 3. Stopseal Batt 4. PipeBloc EL / PipeBloc PWP 5. Penetration Service
Service(s)	Classification
PVC Pipe 110mm Ø, 4.2mm wall thickness	EI 60 C/U

¹Pattress installation of Stopseal Coated Batt. The Batts are installed in horizontal rows and fixed in minimum two vertical edges. Overlap of batts to substrate min 30mm. Batts mechanically fixed to substrate with min 6mm x 80mm steel screws and steel retaining washer. Fixings installed at max 300mm centres. No fixing is applied to the head flush to the soffit

²4 x 2mm thick layers of PipeBloc EL / PipeBloc PWP installed both sides of the substrate within the pattress installation



Appendix UL-EU CERTIFICATE UL-EU-00771-EN

Flexible Wall Max Aperture 2600mm Wide x 2600mm High	
<p>30mm overlap pattress installed flush to soffit</p>	<p><u>Key</u></p> <ol style="list-style-type: none"> 1. Supporting construction 2. Pyrocoustic Sealant 3. Stopseal Batt 4. PipeBloc EL / PipeBloc PWP 5. Penetration Service
Service(s)	Classification
PVC Pipe 110mm Ø, 4.2mm wall thickness	EI 60 C/U

¹Pattress installation of Stopseal Coated Batt. The Batts are installed in horizontal rows and fixed in minimum two vertical edges. Overlap of batts to substrate min 30mm. Batts mechanically fixed to substrate with min 6mm x 80mm steel screws and steel retaining washer. Fixings installed at max 300mm centres. No fixing is applied to the head flush to the soffit

²4 x 2mm thick layers of PipeBloc EL / PipeBloc PWP installed both sides of the substrate within the pattress installation

Appendix UL-EU CERTIFICATE UL-EU-00771-EN

Rigid Floors Minimum Thickness 150mm

Double Layer, Stopseal Fire Batt 50mm, Electrical Cables

Max Aperture 1100mm Wide x 1500mm Long	
	<p>Key</p> <ol style="list-style-type: none"> 1. Supporting construction 2. Stopseal Batt 3. Pyropro HPE 4. PST Coating 5. Penetration Service 6. Pyrocoustic Sealant
Penetration Specification	Classification
*500mm perforated cable tray	EI 60
*Electrical cables up to 21mm ø	
*1 off 'C1' Cable	
*1 off 'C2' Cable	
*1 off 'C3' Cable	

*All cables coated with 2mm DFT PST Coating 300mm along the cables upper side of the seal
 Pyropro HPE 20mm annulus full 50mm depth of the Stopseal Coated Batt

Appendix UL-EU CERTIFICATE UL-EU-00771-EN

Max Aperture 1100mm Wide x 1500mm Long	
	<p><u>Key</u></p> <ol style="list-style-type: none"> 1. Supporting construction 2. Stopseal Batt 3. Insulation 4. Penetration Service 5. Pyrocoustic Sealant
Service(s)	Classification
¹ Electrical cables up to 80mm diameter	EI 60
¹ Cable Trays and Ladders	
¹ 100 mm diameter bundle telecommunication cable type "F"	
¹ Unsheathed electrical cables up to 17mm diameter	
¹ Unsheathed electrical cables 18-24mm diameter	
¹ Steel or Copper Conduits up to 16mm	
¹ Plastic conduits up to 16mm	

¹Cables and cable trays wrapped with a single layer of 40mm thick stonewool, min 40kg/m³ (L/I 300mm)

Appendix UL-EU CERTIFICATE UL-EU-00771-EN

Max Aperture 700mm Wide x 1100mm Long	
	Key 1. Supporting construction 2. Stopseal Batt 3. Insulation 4. Penetration Service 5. Pyrocoustic Sealant
Service(s)	Classification
Steel or Copper Pipe 42mm Ø, 1.2mm – 14.2mm wall thickness. (L/I 300mm) 40mm stone wool insulation (min 40Kg/m ³)	EI 120 C/U
Steel or Copper Pipe 42mm – 159mm Ø, 2mm – 14.2mm wall thickness. (L/I 300mm) 40mm stone wool insulation (min 40Kg/m ³)	E 120 C/U EI 30 C/U



Appendix UL-EU CERTIFICATE UL-EU-00771-EN

Double Layer, Stopseal Fire Batt 50mm, Insulated Metallic Pipes

Max Aperture 1100mm Wide x 1500mm Long	
	<p>Key</p> <ol style="list-style-type: none"> 1. Supporting construction 2. Stopseal Batt 3. Insulation 4. Penetration Service 5. Pyrocoustic Sealant
Service(s)	Classification
Steel or Copper Pipe 42mm Ø, 1.2mm – 14.2mm wall thickness. (L/I 300mm) 40mm stone wool insulation (min 40Kg/m ³)	E 90 C/U EI 60 C/U
Steel or Copper Pipe 42mm – 159mm Ø, 2mm – 14.2mm wall thickness. (L/I 300mm) 40mm stone wool insulation (min 40Kg/m ³)	E 90 C/U EI 30 C/U



Solutions

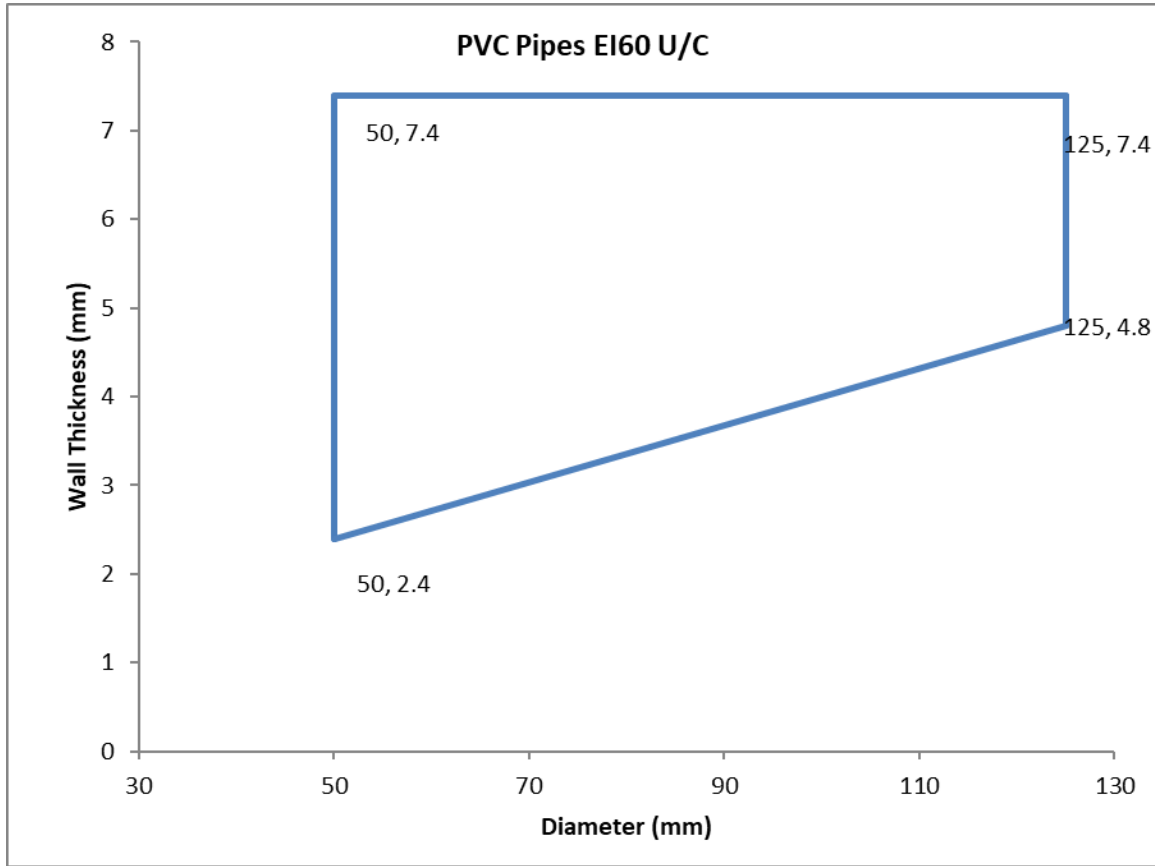
Form-ULID-006104 V10.0

Appendix UL-EU CERTIFICATE UL-EU-00771-EN

Double Layer, Stopseal Fire Batt 50mm, Plastic Pipes

Max Aperture 750mm Wide x 1100mm Long		
		<p><u>Key</u></p> <ol style="list-style-type: none"> 1. Supporting construction 2. Stopseal Batt 3. Pyropro HPE 4. Penetration Service 5. Pyrocoustic Sealant
Penetration Specification	Pyropro HPE	Classification
Pipe Diameters as below	20mm annulus, 25mm deep both faces of the Stopseal Coated Batt	See graphs below

Appendix UL-EU CERTIFICATE UL-EU-00771-EN



Appendix UL-EU CERTIFICATE UL-EU-00771-EN

Max Aperture 750mm Wide x 1100mm Long	
	<p><u>Key</u></p> <ol style="list-style-type: none"> 1. Supporting construction 2. Stopseal Batt 3. Pyropro HPE 4. Penetration Service 5. Pyrocoustic Sealant
Penetration Specification	Classification
Uponor MLC (Multi-Layer Composite) Pipe 40mm ø 4mm wall thickness	EI 60 U/C
Uponor MLC (Multi-Layer Composite) Pipe 50mm ø 4.5mm wall thickness	
Uponor MLC (Multi-Layer Composite) Pipe 63mm ø 6mm wall thickness	
Uponor MLC (Multi-Layer Composite) Pipe 75mm ø 7.5mm wall thickness	
Uponor MLC (Multi-Layer Composite) Pipe 90mm ø 8.5mm wall thickness	
Uponor MLC (Multi-Layer Composite) Pipe 110mm ø 10mm wall thickness	

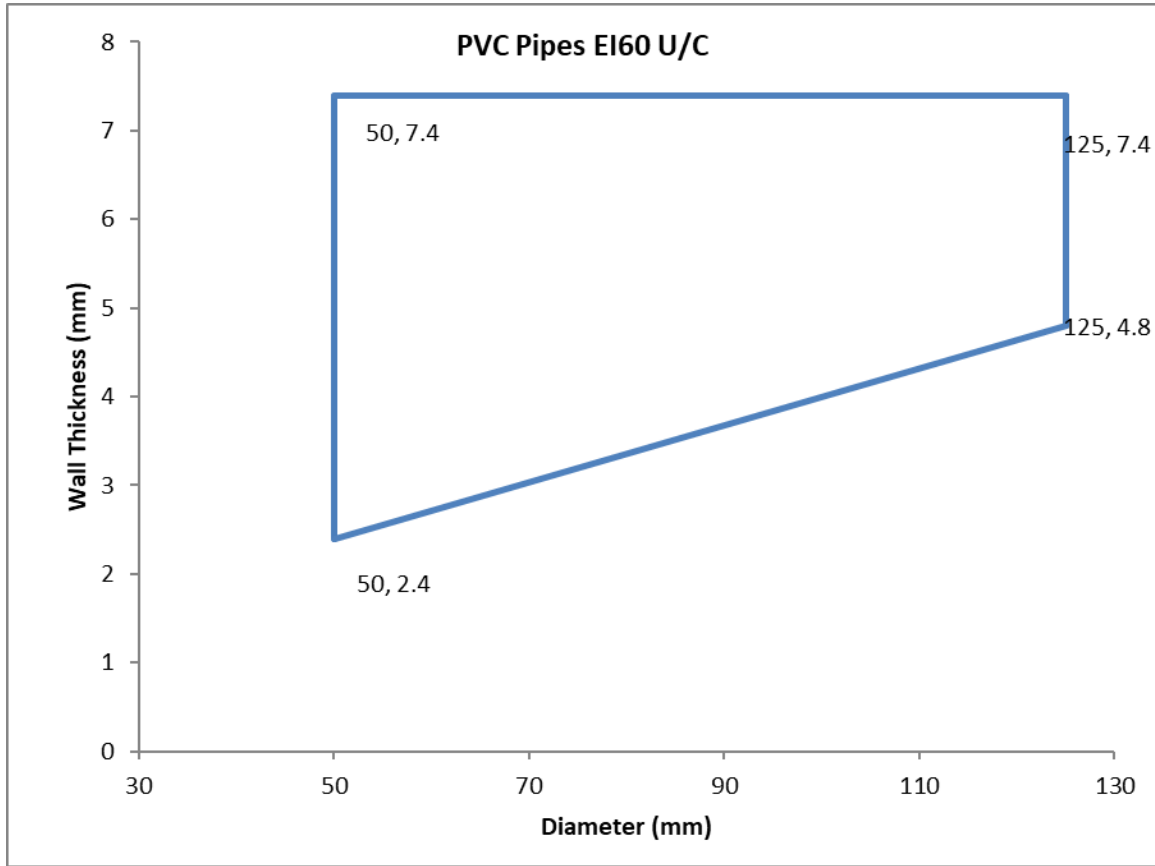
Pyropro HPE 20mm annulus full 50mm depth of the Stopseal Coated Batt

Appendix UL-EU CERTIFICATE UL-EU-00771-EN

Max Aperture 1100mm Wide x 1500mm Long		
		<p><u>Key</u></p> <ol style="list-style-type: none"> 1. Supporting construction 2. Stopseal Batt 3. Pyropro HPE 4. Penetration Service 5. Pyrocoustic Sealant
Penetration Specification	Pyropro HPE	Classification
Pipe Diameters as below	20mm annulus, 25mm deep both faces of the Stopseal Coated Batt	See graphs below



Appendix UL-EU CERTIFICATE UL-EU-00771-EN



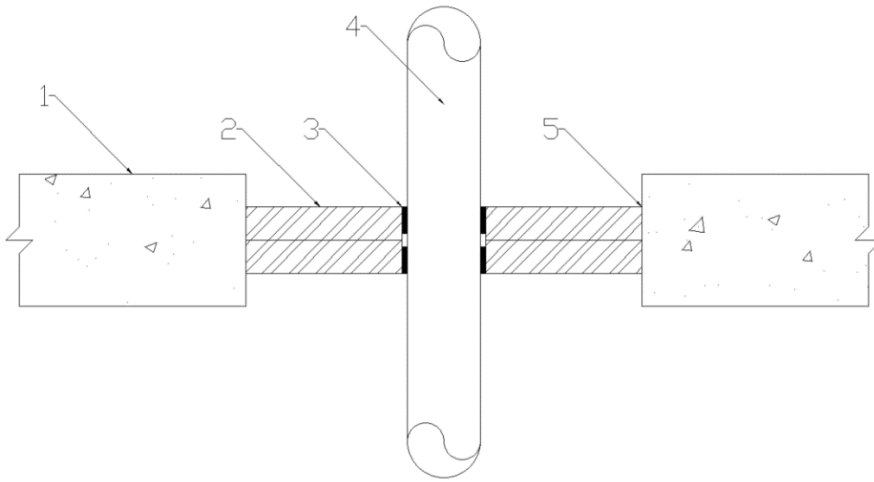
Appendix UL-EU CERTIFICATE UL-EU-00771-EN

Max Aperture 1100mm Wide x 1500mm Long	
	<p><u>Key</u></p> <ol style="list-style-type: none"> 1. Supporting construction 2. Stopseal Batt 3. Pyropro HPE 4. Penetration Service 5. Pyrocoustic Sealant
Penetration Specification	Classification
Uponor MLC (Multi-Layer Composite) Pipe 40mm ø 4mm wall thickness	EI 60 U/C
Uponor MLC (Multi-Layer Composite) Pipe 50mm ø 4.5mm wall thickness	
Uponor MLC (Multi-Layer Composite) Pipe 63mm ø 6mm wall thickness	
Uponor MLC (Multi-Layer Composite) Pipe 75mm ø 7.5mm wall thickness	
Uponor MLC (Multi-Layer Composite) Pipe 90mm ø 8.5mm wall thickness	
Uponor MLC (Multi-Layer Composite) Pipe 110mm ø 10mm wall thickness	

Pyropro HPE 20mm annulus full 50mm depth of the Stopseal Coated Batt

Appendix UL-EU CERTIFICATE UL-EU-00771-EN

Max Aperture 350mm Wide x 1000mm Long



Key

1. Supporting construction
2. Stopseal Batt
3. PipeBloc EL / PipeBloc PWP
4. Penetration Service
5. Pyrocoustic Sealant

Service(s)	PipeBloc EL / PipeBloc PWP Ref	Classification
PVC Pipe up to 125mm Ø, 4.8-7.4mm wall thickness.	2mm thickness	EI 120 U/C
PP Pipe up to 40mm Ø, 3.1-17.1mm wall thickness.	2mm thickness	
PE Pipe up to 125mm Ø, 11.4mm wall thickness.	2mm thickness	
PE Pipe up to 125mm Ø, 3.1-11.4mm wall thickness.	2mm thickness	E 120 U/C EI 90 U/C

¹PipeBloc EL / PipeBloc PWP secured internally within both faces of the Stopseal Fire Batt



Solutions

Form-ULID-006104 V10.0

Appendix UL-EU CERTIFICATE UL-EU-00771-EN

Max Aperture 1100mm Wide x 1500mm Long		
		Key 1. Supporting construction 2. Stopseal Batt 3. PipeBloc EL / PipeBloc PWP 4. Penetration Service 5. Pyrocoustic Sealant
Service(s)	PipeBloc EL / PipeBloc PWP Ref	Classification
PVC Pipe up to 125mm Ø, 4.8-7.4mm wall thickness.	2mm thickness	EI 60 U/C
PP Pipe up to 40mm Ø, 3.1-17.1mm wall thickness.	2mm thickness	
PE Pipe up to 125mm Ø, 11.4mm wall thickness.	2mm thickness	
PE Pipe up to 125mm Ø, 3.1-11.4mm wall thickness.	2mm thickness	

¹PipeBloc EL / PipeBloc PWP secured internally within both faces of the Stopseal Fire Batt

Appendix UL-EU CERTIFICATE UL-EU-00771-EN

Max Aperture 350mm Wide x 1000mm Long		
		Key 1. Supporting construction 2. Stopseal Batt 3. PipeBloc EL / PipeBloc PWP 4. Penetration Service 5. Pyrocoustic Sealant
Service(s)	PipeBloc EL / PipeBloc PWP Ref	Classification
PVC Pipe up to 125mm Ø, 4.8-7.4mm wall thickness.	2mm thickness	EI 120 U/C
PP Pipe up to 40mm Ø, 3.1-17.1mm wall thickness.	2mm thickness	
PE Pipe up to 125mm Ø, 11.4mm wall thickness.	2mm thickness	
PE Pipe up to 125mm Ø, 3.1-11.4mm wall thickness.	2mm thickness	E 120 U/C EI 90 U/C

¹PipeBloc EL / PipeBloc PWP secured internally within both faces of the Stopseal Fire Batt

Appendix UL-EU CERTIFICATE UL-EU-00771-EN

Max Aperture 1100mm Wide x 1500mm Long		
		Key 1. Supporting construction 2. Stopseal Batt 3. PipeBloc EL / PipeBloc PWP 4. Penetration Service 5. Pyrocoustic Sealant
Service(s)	PipeBloc EL / PipeBloc PWP Ref	Classification
PVC Pipe up to 125mm Ø, 4.8-7.4mm wall thickness.	2mm thickness	EI 60 U/C
PP Pipe up to 40mm Ø, 3.1-17.1mm wall thickness.	2mm thickness	
PE Pipe up to 125mm Ø, 11.4mm wall thickness.	2mm thickness	
PE Pipe up to 125mm Ø, 3.1-11.4mm wall thickness.	2mm thickness	

¹PipeBloc EL / PipeBloc PWP secured internally within both faces of the Stopseal Fire Batt

Appendix UL-EU CERTIFICATE UL-EU-00771-EN

Max Aperture 350mm Wide x 1000mm Long		
		Key 1. Supporting construction 2. Penetration Service 3. Stopseal Batt 4. Pyrocoustic Sealant 5. PipeBloc PCP
Penetration Specification	Pipe Bloc PCP Collars	Classification
Pipe Diameters as below. Zero Distance	Fixed to the underside of the Stopseal Coated Batt utilising steel pig tail fixings	EI 120 U/C
Penetration Specification	Collar Reference	Intumescent Material
PVC Pipe 32mm Ø 1.8mm wall thickness	32mm PipeBloc PCP	30mm (W) x 4mm (T)
PVC Pipe 40mm Ø 1.8mm wall thickness	40mm PipeBloc PCP	
PVC Pipe 50mm Ø 1.8mm wall thickness	50mm PipeBloc PCP	
PVC Pipe 55mm Ø 2.3-2.8mm wall thickness	55mm PipeBloc PCP	30mm (W) x 6mm (T)
PVC Pipe 63mm Ø 2.3-2.8mm wall thickness	63mm PipeBloc PCP	30mm (W) x 8mm (T)
PVC Pipe 75mm Ø 3.1-4.4mm wall thickness	75mm PipeBloc PCP	
PVC Pipe 82mm Ø 3.1-4.4mm wall thickness	82mm PipeBloc PCP	
PVC Pipe 90mm Ø 4.2-6.6mm wall thickness	90mm PipeBloc PCP	30mm (W) x 10mm (T)
PVC Pipe 100mm Ø 4.2-6.6mm wall thickness	100mm PipeBloc PCP	
PVC Pipe 110mm Ø 4.2-6.6mm wall thickness	110mm PipeBloc PCP	
PVC Pipe 125mm Ø 6.0mm wall thickness	125mm PipeBloc PCP	40mm (W) x 12mm (T)
PVC Pipe 140mm Ø 6.1-7.5mm wall thickness	140mm PipeBloc PCP	
PVC Pipe 160mm Ø 6.2-9.5mm wall thickness	160mm PipeBloc PCP	



Appendix UL-EU CERTIFICATE UL-EU-00771-EN

Penetration Specification	Collar Reference	Intumescent Material
PP Pipe 32mm Ø 2.9mm wall thickness	32mm PipeBloc PCP	30mm (W) x 4mm (T)
PP Pipe 40mm Ø 2.9mm wall thickness	40mm PipeBloc PCP	
PP Pipe 50mm Ø 2.9mm wall thickness	50mm PipeBloc PCP	
PP Pipe 55mm Ø 2.9-4.4mm wall thickness	55mm PipeBloc PCP	30mm (W) x 6mm (T)
PP Pipe 63mm Ø 2.9-4.4mm wall thickness	63mm PipeBloc PCP	30mm (W) x 8mm (T)
PP Pipe 75mm Ø 2.8-6.7mm wall thickness	75mm PipeBloc PCP	
PP Pipe 82mm Ø 2.8-6.7mm wall thickness	82mm PipeBloc PCP	
PP Pipe 90mm Ø 2.7-10.0mm wall thickness	90mm PipeBloc PCP	30mm (W) x 10mm (T)
PP Pipe 100mm Ø 2.7-10.0mm wall thickness	100mm PipeBloc PCP	
PP Pipe 110mm Ø 2.7-10.0mm wall thickness	110mm PipeBloc PCP	
PP Pipe 125mm Ø 3.1mm wall thickness	125mm PipeBloc PCP	40mm (W) x 12mm (T)
PP Pipe 140mm Ø 3.5-8.0mm wall thickness	140mm PipeBloc PCP	
PP Pipe 160mm Ø 4.0-14.6mm wall thickness	160mm PipeBloc PCP	

Penetration Specification	Collar Reference	Intumescent Material
PE Pipe 32mm Ø 2.9mm wall thickness	32mm PipeBloc PCP	30mm (W) x 4mm (T)
PE Pipe 40mm Ø 2.9mm wall thickness	40mm PipeBloc PCP	
PE Pipe 50mm Ø 2.9mm wall thickness	50mm PipeBloc PCP	
PE Pipe 55mm Ø 2.9-4.4mm wall thickness	55mm PipeBloc PCP	30mm (W) x 6mm (T)
PE Pipe 63mm Ø 2.9-4.4mm wall thickness	63mm PipeBloc PCP	30mm (W) x 8mm (T)
PE Pipe 75mm Ø 2.8-6.7mm wall thickness	75mm PipeBloc PCP	
PE Pipe 82mm Ø 2.8-6.7mm wall thickness	82mm PipeBloc PCP	
PE Pipe 90mm Ø 2.7-10.0mm wall thickness	90mm PipeBloc PCP	30mm (W) x 10mm (T)
PE Pipe 100mm Ø 2.7-10.0mm wall thickness	100mm PipeBloc PCP	
PE Pipe 110mm Ø 2.7-10.0mm wall thickness	110mm PipeBloc PCP	
PE Pipe 125mm Ø 3.1mm wall thickness	125mm PipeBloc PCP	40mm (W) x 12mm (T)
PE Pipe 140mm Ø 3.9-5.8mm wall thickness	140mm PipeBloc PCP	
PE Pipe 160mm Ø 4.9-9.5mm wall thickness	160mm PipeBloc PCP	



Appendix UL-EU CERTIFICATE UL-EU-00771-EN

Double Layer, Stopseal Fire Batt 50mm, Pattress Installed Electrical Cables

Max Aperture 1000mm Wide x 1300mm Long	
	<p>Key</p> <ol style="list-style-type: none"> 1. Supporting construction 2. Stopseal Batt 3. Pyropro HPE 4. PST Coating 5. Penetration Service 6. Pyrocoustic Sealant
Penetration Specification	Classification
*500mm perforated cable tray	EI 60
*Electrical cables up to 21mm \varnothing	
*1 off 'C1' Cable	
*1 off 'C2' Cable	
*1 off 'C3' Cable	

*All cables coated with 2mm DFT PST Coating 300mm along the cables upper side of the seal
 Pyropro HPE 20mm annulus full 50mm depth of the Stopseal Coated Batt

Appendix UL-EU CERTIFICATE UL-EU-00771-EN

Max Aperture 1000mm Wide x 1300mm Long	
	<p>Key</p> <ol style="list-style-type: none"> 1. Supporting construction 2. Stopseal Batt 3. Insulation 4. Penetration Service 5. Pyrocoustic Sealant
Service(s)	Classification
¹ Electrical cables up to 80mm diameter	EI 60
¹ Cable Trays and Ladders	
¹ 100 mm diameter bundle telecommunication cable type "F"	
¹ Unsheathed electrical cables up to 17mm diameter	
¹ Unsheathed electrical cables 18-24mm diameter	
¹ Steel or Copper Conduits up to 16mm	
¹ Plastic conduits up to 16mm	

¹Cables and cable trays wrapped with a single layer of 40mm thick stonewool, min 40kg/m³ (L/I 300mm)

Appendix UL-EU CERTIFICATE UL-EU-00771-EN

Double Layer, Stopseal Fire Batt 50mm, Pattress Installed Insulated Metallic Pipes

Max Aperture 1000mm Wide x 1300mm Long	
	<p>Key</p> <ol style="list-style-type: none"> 1. Supporting construction 2. Stopseal Batt 3. Insulation 4. Penetration Service 5. Pyrocoustic Sealant
Service(s)	Classification
Steel or Copper Pipe 42mm Ø, 1.2mm – 14.2mm wall thickness. (L/I 300mm) 40mm stone wool insulation (min 40Kg/m ³)	EI 60 C/U
Steel or Copper Pipe 42mm – 159mm Ø, 2mm – 14.2mm wall thickness. (L/I 300mm) 40mm stone wool insulation (min 40Kg/m ³)	E 60 C/U EI 30 C/U



Solutions

Form-ULID-006104 V10.0

Appendix UL-EU CERTIFICATE UL-EU-00771-EN

Double Layer, Stopseal Fire Batt 50mm, Pattress Installed Plastic Pipes

Max Aperture 1000mm Wide x 1300mm Long		
		Key 1. Supporting construction 2. Penetration Service 3. Stopseal Batt 4. Pyrocoustic Sealant 5. PipeBloc PCP
Penetration Specification	Pipe Bloc PCP Collars	Classification
Pipe Diameters as below. Zero Distance	Fixed to the underside of the Stopseal Coated Batt utilising steel pig tail fixings	EI 60 U/C

Penetration Specification	Collar Reference	Intumescent Material
PVC Pipe 32mm Ø 1.8mm wall thickness	32mm PipeBloc PCP	30mm (W) x 4mm (T)
PVC Pipe 40mm Ø 1.8mm wall thickness	40mm PipeBloc PCP	
PVC Pipe 50mm Ø 1.8mm wall thickness	50mm PipeBloc PCP	
PVC Pipe 55mm Ø 2.3-2.8mm wall thickness	55mm PipeBloc PCP	30mm (W) x 6mm (T)
PVC Pipe 63mm Ø 2.3-2.8mm wall thickness	63mm PipeBloc PCP	30mm (W) x 8mm (T)
PVC Pipe 75mm Ø 3.1-4.4mm wall thickness	75mm PipeBloc PCP	
PVC Pipe 82mm Ø 3.1-4.4mm wall thickness	82mm PipeBloc PCP	
PVC Pipe 90mm Ø 4.2-6.6mm wall thickness	90mm PipeBloc PCP	30mm (W) x 10mm (T)
PVC Pipe 100mm Ø 4.2-6.6mm wall thickness	100mm PipeBloc PCP	
PVC Pipe 110mm Ø 4.2-6.6mm wall thickness	110mm PipeBloc PCP	
PVC Pipe 125mm Ø 6.0mm wall thickness	125mm PipeBloc PCP	40mm (W) x 12mm (T)
PVC Pipe 140mm Ø 6.1-7.5mm wall thickness	140mm PipeBloc PCP	
PVC Pipe 160mm Ø 6.2-9.5mm wall thickness	160mm PipeBloc PCP	



Appendix UL-EU CERTIFICATE UL-EU-00771-EN

Penetration Specification	Collar Reference	Intumescent Material
PP Pipe 32mm Ø 2.9mm wall thickness	32mm PipeBloc PCP	30mm (W) x 4mm (T)
PP Pipe 40mm Ø 2.9mm wall thickness	40mm PipeBloc PCP	
PP Pipe 50mm Ø 2.9mm wall thickness	50mm PipeBloc PCP	
PP Pipe 55mm Ø 2.9-4.4mm wall thickness	55mm PipeBloc PCP	30mm (W) x 6mm (T)
PP Pipe 63mm Ø 2.9-4.4mm wall thickness	63mm PipeBloc PCP	30mm (W) x 8mm (T)
PP Pipe 75mm Ø 2.8-6.7mm wall thickness	75mm PipeBloc PCP	
PP Pipe 82mm Ø 2.8-6.7mm wall thickness	82mm PipeBloc PCP	
PP Pipe 90mm Ø 2.7-10.0mm wall thickness	90mm PipeBloc PCP	30mm (W) x 10mm (T)
PP Pipe 100mm Ø 2.7-10.0mm wall thickness	100mm PipeBloc PCP	
PP Pipe 110mm Ø 2.7-10.0mm wall thickness	110mm PipeBloc PCP	
PP Pipe 125mm Ø 3.1mm wall thickness	125mm PipeBloc PCP	40mm (W) x 12mm (T)
PP Pipe 140mm Ø 3.5-8.0mm wall thickness	140mm PipeBloc PCP	
PP Pipe 160mm Ø 4.0-14.6mm wall thickness	160mm PipeBloc PCP	

Penetration Specification	Collar Reference	Intumescent Material
PE Pipe 32mm Ø 2.9mm wall thickness	32mm PipeBloc PCP	30mm (W) x 4mm (T)
PE Pipe 40mm Ø 2.9mm wall thickness	40mm PipeBloc PCP	
PE Pipe 50mm Ø 2.9mm wall thickness	50mm PipeBloc PCP	
PE Pipe 55mm Ø 2.9-4.4mm wall thickness	55mm PipeBloc PCP	30mm (W) x 6mm (T)
PE Pipe 63mm Ø 2.9-4.4mm wall thickness	63mm PipeBloc PCP	30mm (W) x 8mm (T)
PE Pipe 75mm Ø 2.8-6.7mm wall thickness	75mm PipeBloc PCP	
PE Pipe 82mm Ø 2.8-6.7mm wall thickness	82mm PipeBloc PCP	
PE Pipe 90mm Ø 2.7-10.0mm wall thickness	90mm PipeBloc PCP	30mm (W) x 10mm (T)
PE Pipe 100mm Ø 2.7-10.0mm wall thickness	100mm PipeBloc PCP	
PE Pipe 110mm Ø 2.7-10.0mm wall thickness	110mm PipeBloc PCP	
PE Pipe 125mm Ø 3.1mm wall thickness	125mm PipeBloc PCP	40mm (W) x 12mm (T)
PE Pipe 140mm Ø 3.9-5.8mm wall thickness	140mm PipeBloc PCP	
PE Pipe 160mm Ø 4.9-9.5mm wall thickness	160mm PipeBloc PCP	



Appendix UL-EU CERTIFICATE UL-EU-00771-EN

Double Layer, Stopseal Fire Batt 50mm, Plastic Pipes

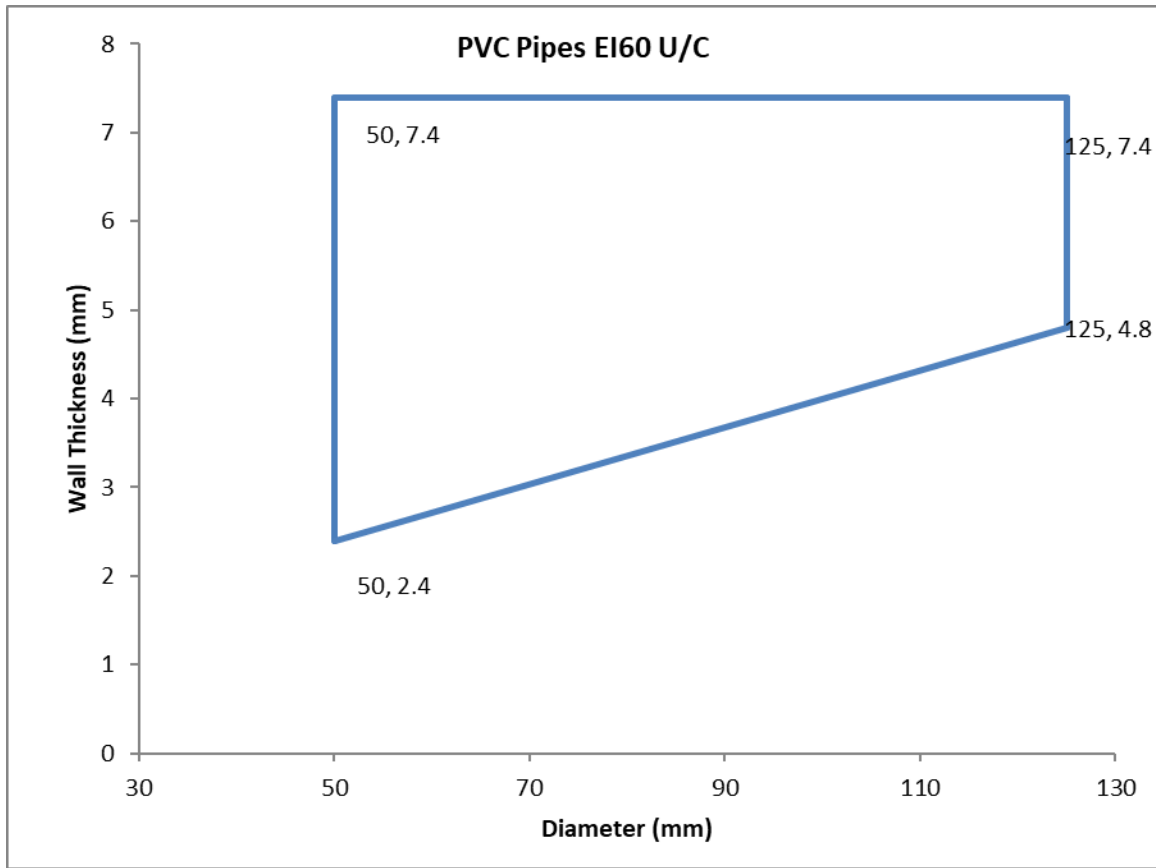
Max Aperture 1000mm Wide x 1300mm Long		
		<p><u>Key</u></p> <ol style="list-style-type: none"> 1. Supporting construction 2. Stopseal Batt 3. Pyropro HPE 4. Penetration Service 5. Pyrocoustic Sealant
Penetration Specification	Pyropro HPE	Classification
Pipe Diameters as below	20mm annulus, 25mm deep both faces of the Stopseal Coated Batt	See graphs below



Solutions

Form-ULID-006104 V10.0

Appendix UL-EU CERTIFICATE UL-EU-00771-EN



Appendix UL-EU CERTIFICATE UL-EU-00771-EN

Max Aperture 1000mm Wide x 1300mm Long	
	<p>Key</p> <ol style="list-style-type: none"> 1. Supporting construction 2. Stopseal Batt 3. Pyropro HPE 4. Penetration Service 5. Pyrocoustic Sealant
Penetration Specification	Classification
Uponor MLC (Multi-Layer Composite) Pipe 40mm ø 4mm wall thickness	EI 60 U/C
Uponor MLC (Multi-Layer Composite) Pipe 50mm ø 4.5mm wall thickness	
Uponor MLC (Multi-Layer Composite) Pipe 63mm ø 6mm wall thickness	
Uponor MLC (Multi-Layer Composite) Pipe 75mm ø 7.5mm wall thickness	
Uponor MLC (Multi-Layer Composite) Pipe 90mm ø 8.5mm wall thickness	
Uponor MLC (Multi-Layer Composite) Pipe 110mm ø 10mm wall thickness	

Pyropro HPE 20mm annulus full 50mm depth of the Stopseal Coated Batt

Appendix UL-EU CERTIFICATE UL-EU-00771-EN

Max Aperture 1000mm Wide x 1300mm Long		
		Key 1. Supporting construction 2. Penetration Service 3. Stopseal Batt 4. Pyrocoustic Sealant 5. PipeBloc PCP
Penetration Specification	Pipe Bloc PCP Collars	Classification
Pipe Diameters as below. Zero Distance	Fixed to the underside of the Stopseal Coated Batt utilising steel pig tail fixings	EI 60 U/C

Penetration Specification	Collar Reference	Intumescent Material
PVC Pipe 32mm Ø 1.8mm wall thickness	32mm PipeBloc PCP	30mm (W) x 4mm (T)
PVC Pipe 40mm Ø 1.8mm wall thickness	40mm PipeBloc PCP	
PVC Pipe 50mm Ø 1.8mm wall thickness	50mm PipeBloc PCP	
PVC Pipe 55mm Ø 2.3-2.8mm wall thickness	55mm PipeBloc PCP	30mm (W) x 6mm (T)
PVC Pipe 63mm Ø 2.3-2.8mm wall thickness	63mm PipeBloc PCP	30mm (W) x 8mm (T)
PVC Pipe 75mm Ø 3.1-4.4mm wall thickness	75mm PipeBloc PCP	
PVC Pipe 82mm Ø 3.1-4.4mm wall thickness	82mm PipeBloc PCP	
PVC Pipe 90mm Ø 4.2-6.6mm wall thickness	90mm PipeBloc PCP	30mm (W) x 10mm (T)
PVC Pipe 100mm Ø 4.2-6.6mm wall thickness	100mm PipeBloc PCP	
PVC Pipe 110mm Ø 4.2-6.6mm wall thickness	110mm PipeBloc PCP	
PVC Pipe 125mm Ø 6.0mm wall thickness	125mm PipeBloc PCP	40mm (W) x 12mm (T)
PVC Pipe 140mm Ø 6.1-7.5mm wall thickness	140mm PipeBloc PCP	
PVC Pipe 160mm Ø 6.2-9.5mm wall thickness	160mm PipeBloc PCP	

Appendix UL-EU CERTIFICATE UL-EU-00771-EN

Penetration Specification	Collar Reference	Intumescent Material
PP Pipe 32mm Ø 2.9mm wall thickness	32mm PipeBloc PCP	30mm (W) x 4mm (T)
PP Pipe 40mm Ø 2.9mm wall thickness	40mm PipeBloc PCP	
PP Pipe 50mm Ø 2.9mm wall thickness	50mm PipeBloc PCP	
PP Pipe 55mm Ø 2.9-4.4mm wall thickness	55mm PipeBloc PCP	30mm (W) x 6mm (T)
PP Pipe 63mm Ø 2.9-4.4mm wall thickness	63mm PipeBloc PCP	30mm (W) x 8mm (T)
PP Pipe 75mm Ø 2.8-6.7mm wall thickness	75mm PipeBloc PCP	
PP Pipe 82mm Ø 2.8-6.7mm wall thickness	82mm PipeBloc PCP	
PP Pipe 90mm Ø 2.7-10.0mm wall thickness	90mm PipeBloc PCP	30mm (W) x 10mm (T)
PP Pipe 100mm Ø 2.7-10.0mm wall thickness	100mm PipeBloc PCP	40mm (W) x 12mm (T)
PP Pipe 110mm Ø 2.7-10.0mm wall thickness	110mm PipeBloc PCP	
PP Pipe 125mm Ø 3.1mm wall thickness	125mm PipeBloc PCP	
PP Pipe 140mm Ø 3.5-8.0mm wall thickness	140mm PipeBloc PCP	
PP Pipe 160mm Ø 4.0-14.6mm wall thickness	160mm PipeBloc PCP	

Penetration Specification	Collar Reference	Intumescent Material
PE Pipe 32mm Ø 2.9mm wall thickness	32mm PipeBloc PCP	30mm (W) x 4mm (T)
PE Pipe 40mm Ø 2.9mm wall thickness	40mm PipeBloc PCP	
PE Pipe 50mm Ø 2.9mm wall thickness	50mm PipeBloc PCP	
PE Pipe 55mm Ø 2.9-4.4mm wall thickness	55mm PipeBloc PCP	30mm (W) x 6mm (T)
PE Pipe 63mm Ø 2.9-4.4mm wall thickness	63mm PipeBloc PCP	30mm (W) x 8mm (T)
PE Pipe 75mm Ø 2.8-6.7mm wall thickness	75mm PipeBloc PCP	
PE Pipe 82mm Ø 2.8-6.7mm wall thickness	82mm PipeBloc PCP	
PE Pipe 90mm Ø 2.7-10.0mm wall thickness	90mm PipeBloc PCP	30mm (W) x 10mm (T)
PE Pipe 100mm Ø 2.7-10.0mm wall thickness	100mm PipeBloc PCP	40mm (W) x 12mm (T)
PE Pipe 110mm Ø 2.7-10.0mm wall thickness	110mm PipeBloc PCP	
PE Pipe 125mm Ø 3.1mm wall thickness	125mm PipeBloc PCP	
PE Pipe 140mm Ø 3.9-5.8mm wall thickness	140mm PipeBloc PCP	
PE Pipe 160mm Ø 4.9-9.5mm wall thickness	160mm PipeBloc PCP	



Appendix UL-EU CERTIFICATE UL-EU-00771-EN

Substrate	Minimum Substrate Thickness (mm)	Maximum Seal width (mm)	Minimum Seal Depth (mm)	Duct A / Duct B	Duct Specification (Duct must be classified in accordance with EN 13501-3/4 for the required period)	Fire Resistance (mins.)	
						E	S
Drywall/ Concrete/ Masonry wall	100	100	200*	A	EN 13501-3 - Uninsulated 1.0mm GMS steel, rectangular duct, maximum dimensions 1250 mm wide by 1000 mm high.	60	120
				B		120	-
Concrete floor	150	250	275**	A		120	120
				B		120	-
Drywall/ Concrete/ Masonry wall	100	100	400***	A		60	120
Drywall/ Concrete/ Masonry wall	100	100	200*	B		EN 13501-3 - Uninsulated 1.0mm GMS steel, rectangular duct, maximum dimensions 1250 mm wide by 1000 mm high. Duct insulated with Insulfrax 128 kg/m ³ , 25 mm thick for a length of 400 mm through the penetration seal (100 mm extending from both faces of the seal)	120
Drywall/ Concrete/ Masonry wall	100	100	200*	C	EN 13501-4 - Uninsulated 1.0mm GMS steel, rectangular duct, maximum dimensions 1250 mm wide by 1000 mm high. Duct insulated with Insulfrax 128 kg/m ³ , 25 mm thick for a length of 400 mm through the penetration seal (100 mm extending from both faces of the seal)	120	120

* 4 layers, outer layers overlapped

** 50 mm Stopseal Batt/100 mm Silverseal HS Compound/125 mm Stopseal Batt

*** 2 layers + 1 layer, 150 mm long fixed (with 75 and 100 mm pigtail screws and bedded on Pyropro HPE sealant) around the duct to form a collar on both faces of the main seal.



Appendix UL-EU CERTIFICATE UL-EU-00771-EN

The UL-EU Marks, displayed below represent the enhanced and alternate version of the product marking. Either Mark can be used. These Marks shall appear on certified products only. Minimum size is not specified, as long as the Mark is legible. The following is suggested.



*Note: E12345 is an example of the UL file number.

The minimum height of the registered trademark symbol ® shall be 1 mm. When the overall diameter of the UL-EU Mark is less than 9.5 mm, the trademark symbol may be omitted if it is not legible to the naked eye.

The UL-EU Mark may appear on a label, nameplate, or may be cast, stamped or molded into the product. When appearing on a label or nameplate, the Manufacturer's name or trademark along with a model number and UL File number are also required on that same label or nameplate. If cast, stamped or molded, the Manufacturer's name or trademark and model number shall also appear elsewhere on the product.

All content shall be in accordance with the details provided on this UL-EU Certificate.

PROCUREMENT

The Production site may reproduce the Mark or obtain it from a UL authorized supplier. The list of UL authorized suppliers can be found on UL's online directory at www.ul.com.